

Weekly :::: 11th to 15th August, 2008

Sinteza Invest Group RESEARCH

research@sinteza.net | www.sinteza.net | +381 (0)11 2099 500 | 90a Omladinskih Brigada; 11070 Belgrade; Serbia

Market Data

	Value	Weekly Chng	3-Month Chng
BELEX15	1.445,47	1,37%	-9,94%



	Value	Weekly Chng	3-Month Chng
BELEXline	2.602,32	0,59%	-7,82%



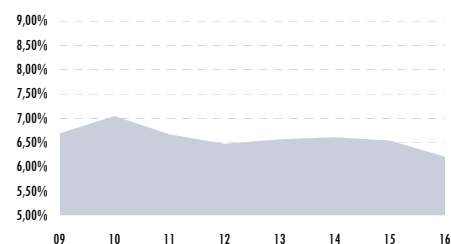
		Turnover	Transactions
2008	RSD	54.960.588.125	81.736
	EUR	686.222.485	
August	RSD	1.352.655.519	3.461
	EUR	17.618.827	
This week	RSD	871.395.946	1.452
	EUR	11.350.247	
Stocks	RSD	785.666.347	1.358
	EUR	10.233.588	
Bonds	RSD	85.729.599	94
	EUR	1.116.659	

Weekly Change **112,59%** **-15,83%**

Last week **409.904.504** **1.725**

Bonds - Prices & Yield Curve

Series	Price	Week Chng	Yield	Volume EUR
A2009	95,00	▲ 0,21%	6,69%	8.782
A2010	88,51	▼ -0,05%	7,05%	15.115
A2011	83,50	▲ 0,60%	6,67%	14.044
A2012	78,80	▼ -0,10%	6,48%	14.435
A2013	73,70	▲ 0,61%	6,57%	9.846
A2014	69,00	▲ 0,29%	6,61%	9.641
A2015	65,00	▼ -0,61%	6,55%	22.374
A2016	62,50	▲ 2,46%	6,21%	1.030.959



Ikarbus Sold to Avtodetal

Indexes Show Signs of Recovery

The Belgrade Stock Exchange experienced a surge of optimism during the week as both the BELEX15 and BELEXline indexes noted increases of 1,37% and 0,59% respectively. Volumes are still sluggish and the number of transactions are still low, however with the summer holiday season over we can expect volumes to begin rising. This week's performance was a definite improvement as turnover more than doubled, 112,59% and both indexes were in the green. Out of the 216 stocks that were traded this week, 150 experienced declining prices while 43 had price increases and the remaining 23 were left unchanged.

The most traded stock this week was agribusiness firm Moravica (BSE: MRVC) which accumulated RSD 387,68 million of turnover and increased its stock value by 33,20% week on week. The remaining stocks had substantially lower turnovers with Agrobanka (BSE: AGBN) being the only other stock to have a turnover volume of over EUR 1 million.

The combined assets under management of Serbia's 13 asset management funds decreased by -0,56% during the week or EUR 234,000. The fund with the highest increase in index value was KD Ekskluziv with a 1.61% rise while the greatest loss in index value was recorded by Raiffeisen with a loss of -1,22%. The Russian company Avtodetal was the sole bidder on Monday's auction and thus acquired 39,22% of capital of the Zemun based transporter for EUR 7,12 million and an additional EUR 1,4 million of investments.

The bonds market had an increase of 58,74% in turnover largely due to the increase in trade of bond with maturity date in 2016, which had over EUR 1 million of turnover this week.

Stocks

Most traded

Symbol	Closing Price	Week Chng	RSD mln
MRVC	3.330,00	▲ 33,20%	387,68
AGBN	15.200,00	▼ -2,88%	99,31
AIKB	6.353,00	▲ 0,63%	74,63
CCNB	48.999,00	▼ -2,00%	31,50
SJPT	2.465,00	▼ -1,40%	19,43
KMBN	57.820,00	▼ -2,00%	18,68
FSVP	1.000,00	▼ -1,09%	13,83
STUP	8.508,00	▲ 1,70%	9,70
MOIN	45.000,00	▲ 9,73%	8,14
NSKG	708,00	- 0,00%	7,87
STPR	7.200,00	▲ 18,03%	7,85
UNBN	23.000,00	▲ 15,58%	6,57
ENHL	1.750,00	▲ 4,42%	5,97
JGTH	670,00	- 0,00%	4,94
BMBI	14.495,00	▲ 7,36%	4,28
NAVPI	1.989,00	▲ 7,51%	3,68
DDNS	8.900,00	▼ -1,11%	3,54
JMBN	51.498,00	▲ 3,00%	2,94

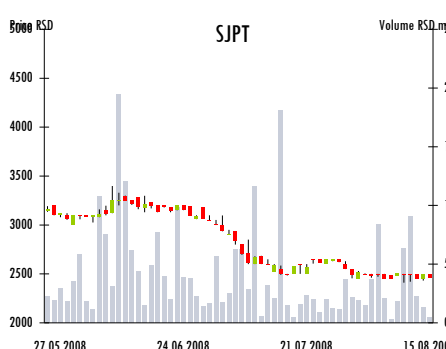
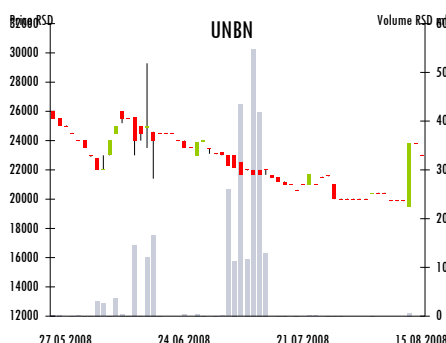
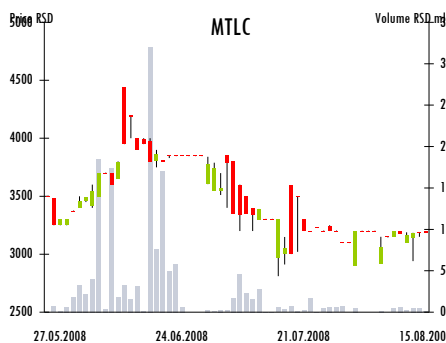
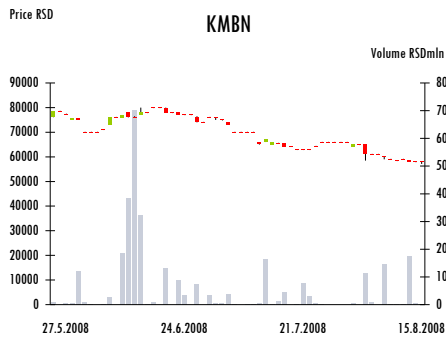
Most Advanced

Symbol	Closing Price	Week Chng	RSD mln
AGFB	433,00	▲ 148,85%	2,61
MOPOM	830,00	▲ 66,00%	0,93
RDJZ	1.099,00	▲ 47,72%	0,00
SJPR	600,00	▲ 33,33%	0,46
MRVC	3.330,00	▲ 33,20%	387,68
GPST	1.400,00	▲ 21,53%	0,00
AGBNPB	13.800,00	▲ 20,00%	0,01

Most Declined

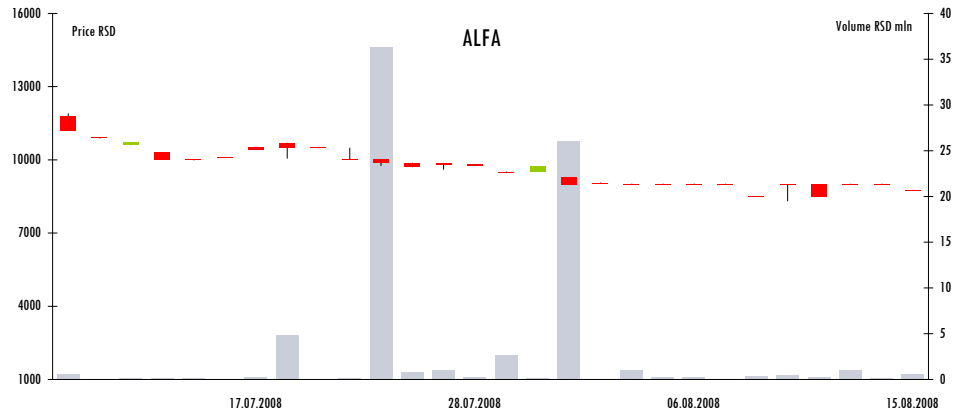
Symbol	Closing Price	Week Chng	RSD mln
PRKS	736,00	▼ -48,75%	0,01
DPKS	720,00	▼ -35,71%	0,00
VBSE	2.080,00	▼ -35,00%	0,24
GFOM	600,00	▼ -33,33%	0,02
PKMJ	6.000,00	▼ -20,00%	0,17
CNPR	1.504,00	▼ -20,00%	0,09
EPEN	1.120,00	▼ -20,00%	0,03

Selected Stock Charts



Stock Screen

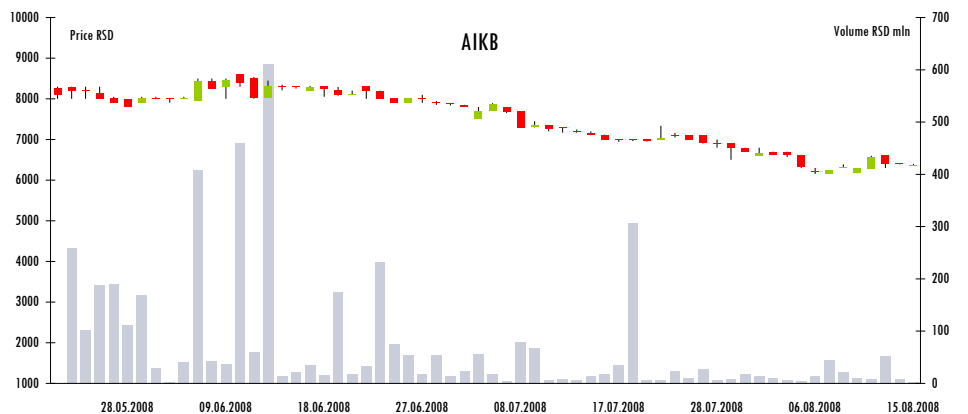
ALFA	Alfa-plam	Heating Appliances			
Last Trade RSD	8.750,00	PE	3,84	Market Cap EUR	14.939.780
Weekly Change	▲ 2,94%	PB	0,41	Revenues EUR, total	38.907.330
Turnover RSD Mln	2,35	PS		AVG Daily Volume EUR	6.127
2007 financials					



ENHL	Energoprojekt Hldg	Construction			
Last Trade RSD	1.750,00	PE	24,25	Market Cap EUR	199.690.853
Weekly Change	▲ 4,42%	PB	2,90	Revenues EUR, total	189.164.001
Turnover RSD Mln	5,97	PS	0,98	AVG Daily Volume EUR	15.554
2007 financials					



AIKB	AIK Banka - 1H27	Financial - Bank			
Last Trade RSD	6.353,00	PE	28,73	Market Cap EUR	668.978.638
Weekly Change	▲ 0,63%	PB	1,94	Revenues EUR, total	99.978.928
Turnover RSD Mln	74,63	PS	6,19	AVG Daily Volume EUR	194.416
2006 financials					



Industry Research - PEER Comparison

only selected companies

Agriculture

Company	Ticker	Closing Price RSD	Price performance			PE	PB	Market Cap (EUR)	Trade Value - Daily Averages (EUR)			PS			
			Last Week	Last Month	YTD				Last Week	Last Month	YTD				
Agrobanat	AGBP	790,00	-	0,00%	-	0,00%	▼	-9,20%	NM	0,27	1.806.066	0,00	0,00	689,40	0,51
Agrobačka	AGBC	8.000,00	▼	-5,88%	▼	-5,88%	▼	-2,70%	High	0,73	8.419.490	7.074,07	3.203,05	10.017,06	1,28
Agrocoop	AGRC	1.939,00	▼	-0,05%	▼	-0,56%	▼	-29,90%	26,49	0,35	3.816.183	5,05	5,72	880,50	0,09
Agroseme	AGSK	3.000,00	-	0,00%	-	0,00%	▼	-17,81%	14,07	2,16	8.164.323	7,82	8,88	88,72	1,66
Agrounija	AGUN	850,00	-	0,00%	-	0,00%	-	0,00%	3,76	0,26	6.723.546	0,00	0,00	49,07	0,40
Banat seme	BNTS	3.960,00	-	0,00%	-	0,00%	▼	-33,99%	10,10	0,63	1.821.821	0,00	0,00	482,06	0,13
Backa	BCKA	1.999,00	-	0,00%	-	0,00%	▼	-16,71%	11,22	2,27	12.386.758	5,21	4,73	91,90	2,76
Bezdan	BZDN	778,00	▼	-0,26%	▼	-1,52%	▼	-22,20%	9,57	1,38	11.250.124	1.053,91	416,86	70,20	2,85
Sojaprotein Kinda	SJKI	490,00	-	0,00%	-	0,00%	▼	-18,33%	NM	0,27	2.366.336	0,00	0,00	0,35	1,11
Sojaprotein Prigrevica	SJPR	600,00	▲	33,33%	▲	20,00%	-	0,00%	7,26	1,04	5.611.076	1.186,61	296,76	211,22	1,48
Zlatica	ZLTL	4.350,00	-	0,00%	▼	-12,93%	▼	-10,86%	7,23	0,85	6.492.253	0,00	18,03	5.251,15	1,28
Zobnatica	ZBNT	5.600,00	-	0,00%	-	0,00%	▲	12,22%	30,90	0,59	5.128.335	0,00	0,00	1.067,35	1,04

Banking

Bank	Ticker	Closing Price RSD	Price performance			PE	PB	Market Cap (EUR)	Trade Value - Daily Averages (EUR)			PS			
			Last Week	Last Month	YTD				Last Week	Last Month	YTD				
Agrobanka - IH2007	AGBN	15.200,00	▼	-2,88%	▲	0,28%	▼	-29,38%	84,79	0,65	142.301.680	258.700,12	82.275,45	164.232,69	3,29
AIK Banka - IH2007	AIKB	6.353,00	▲	0,63%	▼	-9,27%	▼	-35,18%	28,73	1,94	668.978.638	194.416,37	364.010,08	830.208,29	6,19
Credy banka	CYBN	14.000,00	▼	-6,67%	▼	-25,33%	▼	-47,86%	28,31	1,50	23.707.799	1.386,00	403,81	6.571,52	1,18
Čačanska banka	CCNB	48.999,00	▼	-2,00%	▼	-2,00%	▼	-46,74%	23,55	2,03	85.175.582	82.065,92	19.873,51	8.870,46	6,68
Komercijalna banka	KMBN	57.820,00	▼	-2,00%	▼	-9,94%	▼	-40,94%	17,08	2,28	655.921.140	48.663,03	34.026,16	63.289,83	4,77
Komercijalna banka	KMBNPB	36.000,00	▼	-5,26%	▼	-5,26%	▼	-47,82%	0,46	1,99	17.514.370	4.689,13	1.065,71	1.234,67	0,13
Laiki Bank	CEBAPB	499,00	-	0,00%	-	0,00%	▼	-23,23%	1,19	0,79	1.602.887	0,00	0,00	38,48	0,05
LHB banka	LHBN	48.000,00	-	0,00%	-	0,00%	▲	11,63%	21,32	3,75	64.532.435	0,00	43.708,38	31.152,50	3,87
Metals banka	MTBN	29.000,00	▼	-0,36%	▼	-1,69%	▼	-33,29%	25,54	1,48	123.113.439	7.119,49	48.120,49	119.074,11	5,61
Poštanska Štedionica	PSBN	18.000,00	-	0,00%	-	0,00%	▼	-45,45%	NM	1,35	84.651.226	0,00	0,00	3.001,20	1,30
Privredna banka BG	PRBN	1.703,00	▲	3,21%	▼	-14,81%	▼	-53,02%	16,60	1,54	50.334.053	5.515,89	7.209,33	36.482,95	2,88
Privredna banka PA	PBNP	15.360,00	-	0,00%	-	0,00%	▼	-48,80%	2,90	0,98	48.421.034	0,00	0,00	119,58	0,90
Srpska banka	SRBN	25.800,00	-	0,00%	-	0,00%	▼	-57,00%	8,87	1,37	54.342.002	67,21	61,10	494,20	1,48

Chemicals and Pharmaceuticals

Company	Ticker	Closing Price RSD	Price performance			PE	PB	Market Cap (EUR)	Trade Value - Daily Averages (EUR)			PS			
			Last Week	Last Month	YTD				Last Week	Last Month	YTD				
Galenika fitofarmacija	FITO	6.100,00	▼	-6,30%	-	0,00%	▼	-44,29%	10,18	1,66	34.960.071	1.754,65	2.627,11	7.931,93	1,65
Veterinarski zavod SU	VZAS	1.448,00	▲	4,93%	▼	-2,69%	▼	-29,33%	12,52	1,15	31.692.127	3.551,70	2.195,76	21.959,15	1,42
Veterinarski zavod ZE	VEZT	9.992,00	-	0,00%	-	0,00%	▼	-31,09%	14,43	1,61	25.768.022	26,03	29,58	700,38	0,92
Zdravlje Actavis	ZDRV	12.000,00	-	0,00%	-	0,00%	▼	-25,00%	18,82	2,15	88.205.978	0,00	0,00	1.639,85	2,32
Zorka pharma	ZOPH	1.315,00	▼	-1,87%	▲	1,15%	▼	-17,97%	43,25	1,74	94.088.034	4.464,89	4.332,16	2.743,22	3,01

Confectionery

Company	Ticker	Closing Price RSD	Price performance			PE	PB	Market Cap (EUR)	Trade Value - Daily Averages (EUR)			PS			
			Last Week	Last Month	YTD				Last Week	Last Month	YTD				
Bambi	BMBI	14.495,00	▲	7,36%	▼	-6,48%	▼	-34,11%	25,51	1,72	81.121.877	11.138,95	4.679,20	13.728,02	1,73
Banini	BNNI	40.000,00	-	0,00%	-	0,00%	▼	-29,70%	9,30	2,37	25.388.514	104,20	94,73	62.789,70	0,99
Centroproizvod	CNTP	1.305,00	-	0,00%	▼	-12,94%	▼	-31,32%	26,63	1,66	49.406.805	0,00	204,75	824,01	1,75
Jaffa	JAJA	30.000,00	-	0,00%	-	0,00%	▼	-23,08%	17,17	1,71	45.836.639	0,00	53,29	903,17	2,37
Medela	MDLA	18.500,00	-	0,00%	-	0,00%	▼	-21,27%	5,42	1,74	15.320.339	0,00	0,00	62,23	1,42
Paraćinka	PARP	4.299,00	-	0,00%	-	0,00%	▼	-21,84%	32,52	1,59	8.164.389	11,20	12,73	49,61	0,72
Soko Nada Stark	STRK	2.400,00	▼	-2,04%	▼	-2,04%	▼	-7,34%	11,37	5,08	102.186.338	137,55	31,26	60,99	1,64
Takovo	TKVO	368,00	-	0,00%	-	0,00%	▼	-8,00%	NM	1,62	80.858.511	0,00	113,66	44,52	6,42

Construction and Engineering

Company	Ticker	Closing Price RSD	Price performance			PE	PB	Market Cap (EUR)	Trade Value - Daily Averages (EUR)			PS			
			Last Week	Last Month	YTD				Last Week	Last Month	YTD				
7. juli	SJLB	210,00	-	0,00%	-	0,00%	▼	-23,64%	NM	0,47	2.392.502	0,00	0,00	201,64	0,43
Antikor	ANTK	1.700,00	-	0,00%	-	0,00%	▲	18,06%	184,77	2,40	4.551.074	0,00	9.260,85	1.415,79	0,94
Beograd Montaža	BGMN	6.000,00	-	0,00%	▲	0,33%	▼	-4,76%	32,15	1,68	2.164.346	625,22	1.393,36	1.106,50	0,59
Buducnost	BDNS	13.500,00	-	0,00%	-	0,00%	▼	-10,00%	26,11	3,25	16.652.098	35,17	39,96	2.262,70	0,67
Energomontaža	EGMN	13.000,00	▲	8,33%	▼	-0,01%	▼	-45,83%	12,22	1,99	8.447.351	33,87	373,91	10.266,74	0,64
Energoprojekt holding	ENHL	1.750,00	▲	4,42%	-	0,00%	▼	-39,66%	24,25	2,90	199.690.853	15.553,55	42.694,78	114.544,07	0,98
Graditelj	GRKI	65.000,00	-	0,00%	-	0,00%	▲	16,22%	6,36	1,89	5.289.860	0,00	0,00	1.313,17	0,88
Graditelj BG	GRDB	2.100,00	-	0,00%	-	0,00%	▼	-46,15%	12,21	0,32	1.268.124	0,00	0,00	59,98	0,12
Kompgrad	KOMG	5.110,00	-	0,00%	-	0,00%	-	0,00%	2,10	0,87	1.730.416	0,00	0,00	3,19	0,41
Montaža	MNTZ	540,00	-	0,00%	▲	35,00%	▼	-64,05%	NM	0,68	2.683.291	0,00	72,30	727,90	0,30
Montinvest	MOIN	45.000,00	▲	9,73%	-	0,00%	▲	36,36%	12,01	2,78	14.002.915	21.202,56	15.498,14	29.518,41	0,61
Napred	NPRD	6.000,00	-	0,00%	-	0,00%	▼	-29,41%	12,47	1,02	29.170.923	578,33	880,99	11.362,24	0,59
Planum	PLNM	3.500,00	▼	-10,26%	▼	-14,63%	▼	-25,50%	77,97	8,23	18.878.764	18,24	212,55	20.271,72	0,66
Projektomontaža	PRJM	8.000,00	-	0,00%	-	0,00%	▼	-19,60%	146,29	6,76	17.663.641	20,84	23,68	9.214,88	0,84
Ratko Mitrovic	RMBG	670,00	-	0,00%	-	0,00%	▼	-16,25%	23,47	0,40	5.627.226	0,00	83,70	1.063,83	0,26

Dairy Products

Company	Ticker	Closing Price RSD	Price performance				PE	PB	Market Cap (EUR)	Trade Value - Daily Averages (EUR)			PS		
			Last Week	Last Month	YTD	Last Week				Last Month	YTD				
Frikom	FRKM	6.000,00	-	0,00%	-	0,00%	▲	20,00%	5,58	1,22	51.360.199	0,00	0,00	7,40	0,79
Imlek	IMLK	1.649,00	▼	-0,06%	▼	-10,77%	▼	-38,88%	38,03	1,55	204.684.791	4.998,86	7.381,95	33.612,44	1,20
Mlekara Loznica	MLLO	960,00	-	0,00%	-	0,00%	-	0,00%	62,82	0,57	359.237	0,00	0,00	11,65	0,13
Mlekara Mladost	MLKG	585,00	-	0,00%	-	0,00%	-	0,00%	NM	0,50	829.922	0,00	0,00	0,00	0,12
Mlekara Subotica	MLSU	2.000,00	-	0,00%	-	0,00%	▼	-37,30%	32,31	1,94	73.281.388	5,21	5,92	185,56	2,11
Mlekara Sabac	MLSA	8.400,00	-	0,00%	-	0,00%	-	0,00%	24,69	9,80	101.722.615	0,00	0,00	0,00	3,05
Mlekoproduct	MLKP	7.200,00	-	0,00%	▲	9,09%	▼	-11,11%	20,01	1,95	18.565.767	18,76	21,31	3.302,12	High
Niska mlekarica	MLNI	800,00	-	0,00%	▲	33,33%	▲	14,29%	NM	1,45	1.801.116	416,81	177,54	196,10	0,33
Mlekara Pancevo	MLPA	514,00	-	0,00%	-	0,00%	-	0,00%	NM	0,80	1.356.173	0,00	0,00	0,00	0,31
Somboled	SLED	2.180,00	-	0,00%	-	0,00%	-	0,00%	24,21	2,67	35.089.194	0,00	0,00	0,00	1,13

Edible Oil and Oil Products

Company	Ticker	Closing Price RSD	Price performance				PE	PB	Market Cap (EUR)	Trade Value - Daily Averages (EUR)			PS		
			Last Week	Last Month	YTD	Last Week				Last Month	YTD				
Banat fabrika ulja	BNTC	16.000,00	-	0,00%	▲	6,67%	▼	-33,33%	4,40	1,55	21.502.892	0,00	1.298,39	1.564,13	0,85
Dijamant	DJMN	44.300,00	-	0,00%	-	0,00%	▼	-30,78%	13,87	2,44	189.726.488	0,00	0,00	2.131,87	1,70
Dunavka	DNVK	5.500,00	-	0,00%	-	0,00%	▲	12,24%	150,27	3,98	11.555.665	0,00	0,00	630,69	0,23
Vital	VITL	4.000,00	▼	-11,11%	▼	-20,00%	▼	-52,94%	20,24	2,15	39.802.223	305,05	471,45	6.880,20	0,57
Sojaprotein	SJPT	2.465,00	▼	-1,40%	▼	-1,16%	▼	-32,63%	10,60	2,03	173.059.514	50.613,88	33.520,23	114.139,59	0,86
Sunce	SNCE	17.200,00	▼	-14,00%	▼	-14,00%	▼	-26,81%	17,38	0,91	31.974.449	333,84	99,56	327,37	0,69

Insurance

Company	Ticker	Closing Price RSD	Price performance				PE	PB	Market Cap (EUR)	Trade Value - Daily Averages (EUR)			PS		
			Last Week	Last Month	YTD	Last Week				Last Month	YTD				
Dunav osiguranje	DNOS	5.000,00	▼	-3,85%	▼	-15,25%	▼	-43,18%	3,78	3,35	16.879.501	289,42	966,42	25.410,19	0,08
Globos osiguranje	GLOS	2.200,00	▼	-6,18%	▼	-21,43%	▼	-59,99%	21,88	1,08	26.399.266	389,72	2.245,44	7.883,60	4,87
AMS Osiguranje	AMSO	4.499,00	-	0,00%	-	0,00%	▼	-11,59%	52,98	3,64	18.432.977	0,00	0,00	88,89	1,58

Milling Industry

Company	Ticker	Closing Price RSD	Price performance				PE	PB	Market Cap (EUR)	Trade Value - Daily Averages (EUR)			PS		
			Last Week	Last Month	YTD	Last Week				Last Month	YTD				
Fidelinka	FIDL	1.900,00	▲	0,53%	▼	-2,56%	▼	-44,74%	179,96	1,28	33.201.524	34,65	1.601,64	9.218,67	1,03
Danubius	DNBS	23.500,00	-	0,00%	-	0,00%	-	0,00%	17,01	1,53	28.596.713	0,00	0,00	0,00	1,57
Kikindski mlin	KIML	22.000,00	-	0,00%	-	0,00%	▲	15,79%	High	1,63	9.386.779	57,31	52,10	1.879,95	1,50
Zitko	ZTKO	11.999,00	-	0,00%	▼	-0,01%	▼	-40,01%	10,06	0,47	6.172.569	0,00	33,16	121,42	0,30
Zitobanat	ZTBN	500,00	-	0,00%	-	0,00%	-	0,00%	27,86	1,04	2.829.858	0,00	0,00	0,00	0,87
Zitomlin	ZTML	2.500,00	-	0,00%	-	0,00%	▼	-21,88%	16,72	1,82	12.112.447	0,00	0,00	103,18	1,48
Zitopromet-mlin	ZTMS	3.000,00	-	0,00%	-	0,00%	-	0,00%	42,61	0,86	3.483.555	0,00	0,00	0,00	0,38
Zitosrem Indjija	ZISR	7.000,00	-	0,00%	▼	-11,38%	▼	-22,22%	10,71	1,10	6.444.154	18,24	21,79	1.398,79	0,78

Mining

Company	Ticker	Closing Price RSD	Price performance				PE	PB	Market Cap (EUR)	Trade Value - Daily Averages (EUR)			PS		
			Last Week	Last Month	YTD	Last Week				Last Month	YTD				
Alas Holding	ZONE	2.000,00	-	0,00%	-	0,00%	▲	25,00%	43,08	1,76	26.848.006	0,00	0,00	2.915,46	7,68
Alas Rakovac	ALAS	13.400,00	-	0,00%	▲	7,20%	▲	7,20%	6,65	0,86	6.288.147	0,00	0,00	438,75	1,35
Granit Pescar	GRPE	6.460,00	-	0,00%	-	0,00%	▼	-28,22%	11,85	3,08	10.863.222	16,83	19,12	168,11	1,78
Rudnik Kovin	RDKV	2.499,00	-	0,00%	-	0,00%	▲	16,23%	98,04	2,51	30.753.826	0,00	0,00	0,44	9,28
Rudnik i flotacija	RUDN	8.000,00	▼	-7,41%	▼	-7,41%	▼	-39,85%	11,53	3,42	16.944.849	125,04	28,42	1.617,39	2,28
Sinter	SINT	82,00	▲	2,50%	▼	-9,89%	▼	-44,97%	3,16	0,44	848.233	304,73	118,34	339,38	0,26

Road Construction

Company	Ticker	Closing Price RSD	Price performance				PE	PB	Market Cap (EUR)	Trade Value - Daily Averages (EUR)			PS		
			Last Week	Last Month	YTD	Last Week				Last Month	YTD				
Putevi Ivanjica	PUIV	2.239,00	-	0,00%	-	0,00%	-	0,00%	29,81	0,68	817.636	0,00	0,00	0,00	0,15
Putevi Pozega	PUPO	1.520,00	▼	-20,00%	▼	-36,40%	▼	-43,70%	8,67	6,91	7.313.109	43,56	746,04	697,07	1,75
Putevi Uzice	PUUE	3.600,00	▲	9,09%	▼	-10,00%	▼	-48,42%	19,53	3,33	46.058.559	93,78	181,41	8.788,87	1,06
PZP Beograd	PZPB	1.099,00	-	0,00%	-	0,00%	-	0,00%	19,95	5,09	177.933.994	0,00	0,00	4,90	1,37
PZP Kragujevac	PZPK	1.250,00	-	0,00%	-	0,00%	-	0,00%	12,20	4,84	46.045.679	0,00	0,00	0,00	1,53
PZP Nis	PZPN	9.720,00	-	0,00%	-	0,00%	▲	194,55%	27,05	3,86	69.706.509	0,00	0,00	28,98	1,55
PZP Pozarevac	PZPP	7.200,00	-	0,00%	-	0,00%	▼	-34,55%	22,80	2,74	12.327.348	18,76	21,31	89,80	8,75
PZP Valjevo	PPVA	1.300,00	-	0,00%	-	0,00%	▼	-40,91%	51,01	1,05	3.418.834	0,00	0,00	242,74	0,27
Sombor putevi	SOMP	9.000,00	-	0,00%	-	0,00%	▼	-24,37%	6,83	1,05	3.116.982	0,00	0,00	11,95	0,44
Vojput Subotica	VOJP	18.000,00	-	0,00%	-	0,00%	▼	-2,70%	14,34	2,04	23.811.872	46,89	42,63	908,70	1,04
Vojvodinaput backaput	VPBP	17.050,00	-	0,00%	-	0,00%	▼	-7,84%	13,33	2,66	39.651.039	0,00	0,00	29,27	0,97
Vojvodinaput Pancevo	VPPA	35.520,00	-	0,00%	-	0,00%	-	0,00%	11,03	1,88	9.510.919	0,00	0,00	0,00	0,41
Vojvodinaput Zrenjanin	VPZR	1.389,00	-	0,00%	-	0,00%	▼	-6,78%	17,22	1,26	5.383.451	0,00	0,00	69,88	0,27

Telecommunications

Company	Ticker	Closing Price RSD	Price performance			PE	PB	Market Cap (EUR)	Trade Value - Daily Averages (EUR)			PS
			Last Week	Last Month	YTD				Last Week	Last Month	YTD	
Iritel	IRTL	3.360,00	▲ 20,00%	▼ -4,00%	▼ -25,33%	7,45	1,20	6.348.232	8,75	66,64	770,02	0,79
Pupin Telekom	PTLK	949,00	▼ -1,56%	▼ -4,14%	▼ -12,13%	19,04	1,15	12.516.261	576,91	368,91	12.312,75	7,05
Telefonija	TLFN	4.393,00	▼ -3,02%	▼ -4,50%	▼ -61,80%	35,45	2,30	25.336.913	5.595,71	2.916,63	22.793,92	1,61
Telefonkabl	TLKB	8.800,00	- 0,00%	▼ -2,22%	▼ -40,86%	9,71	0,46	3.702.329	137,55	866,60	966,95	0,46

Trade and Distribution

Company	Ticker	Closing Price RSD	Price performance			PE	PB	Market Cap (EUR)	Trade Value - Daily Averages (EUR)			PS
			Last Week	Last Month	YTD				Last Week	Last Month	YTD	
Kopaonik	KOPB	6.800,00	- 0,00%	▼ -5,41%	▼ -43,33%	35,17	0,59	13.062.046	17,71	35,75	2.414,79	0,39
Progres	PRGS	400,00	▼ -1,23%	▼ -3,61%	▲ 0,25%	15,74	0,43	28.097.008	2.808,53	1.335,28	16.195,02	2,55
Univerzal holding	UNVR	2.000,00	▼ -2,44%	▼ -20,00%	▼ -55,55%	46,45	0,78	6.152.868	202,15	108,90	3.060,19	0,63

Water Bottling

Company	Ticker	Closing Price RSD	Price performance			PE	PB	Market Cap (EUR)	Trade Value - Daily Averages (EUR)			PS
			Last Week	Last Month	YTD				Last Week	Last Month	YTD	
BB Minayua	BBMN	45.000,00	- 0,00%	- 0,00%	▼ -10,00%	22,00	8,14	85.140.537	0,00	0,00	3.093,70	4,40
Knjaz Milos	KNJZ	19.300,00	- 0,00%	- 0,00%	- 0,00%	NM	7,37	91.864.001	0,00	0,00	0,00	1,44
Palanacki kiseljak	PLKI	3.947,00	- 0,00%	▲ 11,18%	▲ 9,64%	NM	4,63	4.028.934	0,00	87,31	46,93	0,44
Voda Vrnjci	VDAV	18.500,00	- 0,00%	▼ -2,63%	▼ -9,76%	21,74	2,37	27.660.131	48,19	44,40	8.473,69	2,09

Industry Comparison

Industry	Selected Market Cap (EUR)	PE			PB		
		Simple Average	Market Weighted Average	Median	Simple Average	Market Weighted Average	Median
Agriculture	73.986.310	13,40	10,17	10,10	0,90	1,18	0,68
Banking	2.020.596.286	21,61	25,32	19,20	1,67	1,91	1,50
Chemicals and Pharmaceutical	274.714.231	19,84	24,95	14,43	1,66	1,78	1,66
Confectionary	408.283.411	18,27	14,50	17,17	2,19	2,57	1,72
Construction and Engineering	330.213.385	44,03	33,50	23,47	2,38	3,11	1,89
Dairy Products	489.050.403	29,66	29,02	24,69	2,25	3,10	1,50
Edible Oil and Oil Products	467.621.232	36,13	16,38	15,63	2,18	3,07	2,09
Insurance	61.711.744	26,21	26,22	21,88	2,69	2,46	3,35
Milling Industry	102.227.599	43,56	68,69	17,01	1,22	1,37	1,19
Mining	92.546.282	29,05	49,06	11,69	2,01	2,40	2,13
Road Construction	445.095.932	19,52	19,16	17,22	2,88	4,09	2,66
Telecommunications	47.311.922	17,91	25,46	14,37	1,28	1,71	1,18
Trade and Distribution	47.311.922	32,46	25,10	35,17	0,60	0,52	0,59
Water Bottling	208.693.602	21,87	11,86	21,87	5,62	6,97	6,00

Industry Monitor - (Median Rates for Selected Groups of Companies)



Stocks - Block Trading

Symbol	Price	Quantity	Block Value RSD
SCEN	588	9.894	5.817.672

Regional Markets

Country	Index	Value	Last Week	This Month	YTD
Serbia	BELEX15	1.445,47	▲ 1,37%	▼ -3,60%	▼ -37,05%
	BELEXline	2.602,32	▲ 0,59%	▼ -3,25%	▼ -31,41%
	SRX (EUR)	842,38	▲ 0,70%	▼ -3,53%	▼ -33,49%
Slovenia	SBI 20	7.653,99	▼ -1,52%	▼ -2,16%	▼ -32,68%
Croatia	CROBEX	3.651,90	▲ 0,55%	▲ 0,39%	▼ -30,29%
Bosnia and Herzegovina	BIRS	1.631,28	▼ -2,49%	▼ -3,33%	▼ -36,39%
Montenegro	NEX 20	18.780,36	▼ -1,91%	▼ -3,13%	▼ -45,04%
	MOSTE	762,53	▼ -1,59%	▼ -2,72%	▼ -53,15%
Macedonia	MBI 10	5.262,21	▼ -1,83%	▼ -2,64%	▼ -32,02%
Austria	ATX	3.515,92	▼ -3,36%	▼ -4,37%	▼ -22,09%
Greece	ATHEX 20	1.795,74	▼ -1,40%	▼ -3,64%	▼ -34,27%
Hungary	BUX	20.898,16	▼ -0,97%	▼ -5,90%	▼ -20,34%
Bulgaria	SOFIX	1.037,91	▲ 3,39%	▲ 2,32%	▼ -41,29%
Romania	BET	5.878,63	▼ -7,24%	▼ -1,18%	▼ -40,17%
Poland	WIG 20	2.620,53	▼ -0,46%	▼ -4,79%	▼ -24,18%
MSCI Emerging Markets*	EUR	564,42	▲ 5,96%	▼ -3,09%	▼ -22,70%
East Europe*	Local	354,23	▲ 4,87%	▼ -5,54%	▼ -23,19%

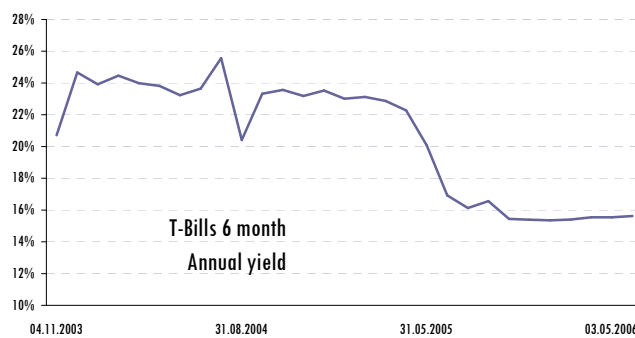
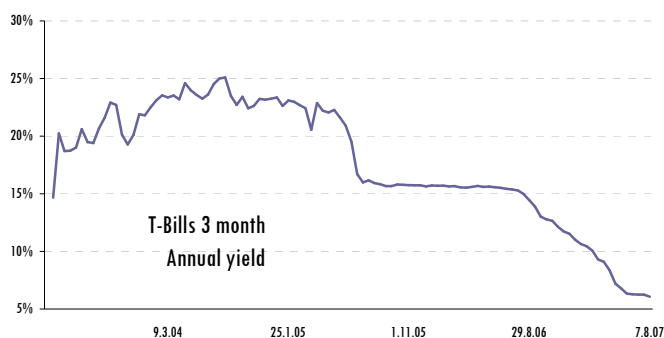
(*values for Thursday)

Currencies - Median Rates

Source: National Bank of Serbia

Currency	Units	Median	Weekly Change	YTD Change
EUR	1	76,7733	▲ 0,85%	▼ -3,11%
AUD	1	44,8704	▼ -0,35%	▼ -5,35%
CAD	1	48,6893	▲ 2,20%	▼ -11,38%
JPY	100	47,1117	▲ 2,16%	▼ -1,85%
CHF	1	47,3296	▲ 0,83%	▼ -1,07%
GBP	1	96,8137	▼ -0,67%	▼ -9,78%
USD	1	51,9300	▲ 2,18%	▼ -3,34%

T - Bills Republic of Serbia

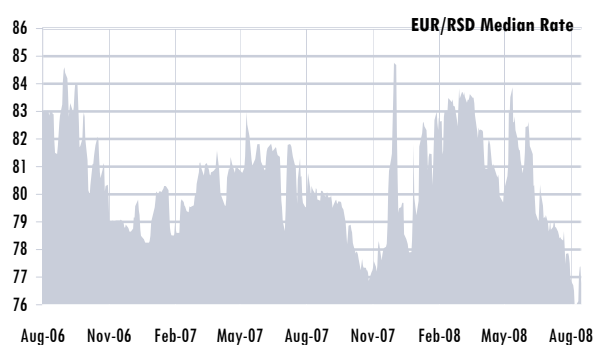


Average yield	4,57%	Average yield	15,62%
Issue volume RSD	1.000.000.000	Issue volume RSD	500.000.000
Realization RSD	1.000.000.000	Realization RSD	500.000.000

Macroeconomics Quickview

Indicator	2007				2008			
	Dec	Jan	Feb	Mar	Apr	May	Jun	Jul
National Bank of Serbia Annual Discount Rate	8,50%	8,50%	8,50%	8,50%	8,50%	8,50%	8,50%	8,50%
Retail prices, change m-o-m	1,30%	0,90%	0,70%	1,20%	1,10%	1,10%	1,00%	
Annualized inflation	10,10%	10,70%	12,50%	11,80%	12,00%	11,60%		
Average gross salary (EUR)	586,85	N/A	N/A	N/A				
Deposit rates	4,08%	4,33%	5,04%	5,20%	5,63%	5,82%	6,14%	
Annualized weight. average lending rate used in open market operations	9,57%	10,00%	10,74%	13,50%	14,75%	15,35%	15,75%	
Weighted average lending rate of Commercial Banks m-o-m	11,13%	11,29%	12,82%	14,59%	16,36%	16,34%		

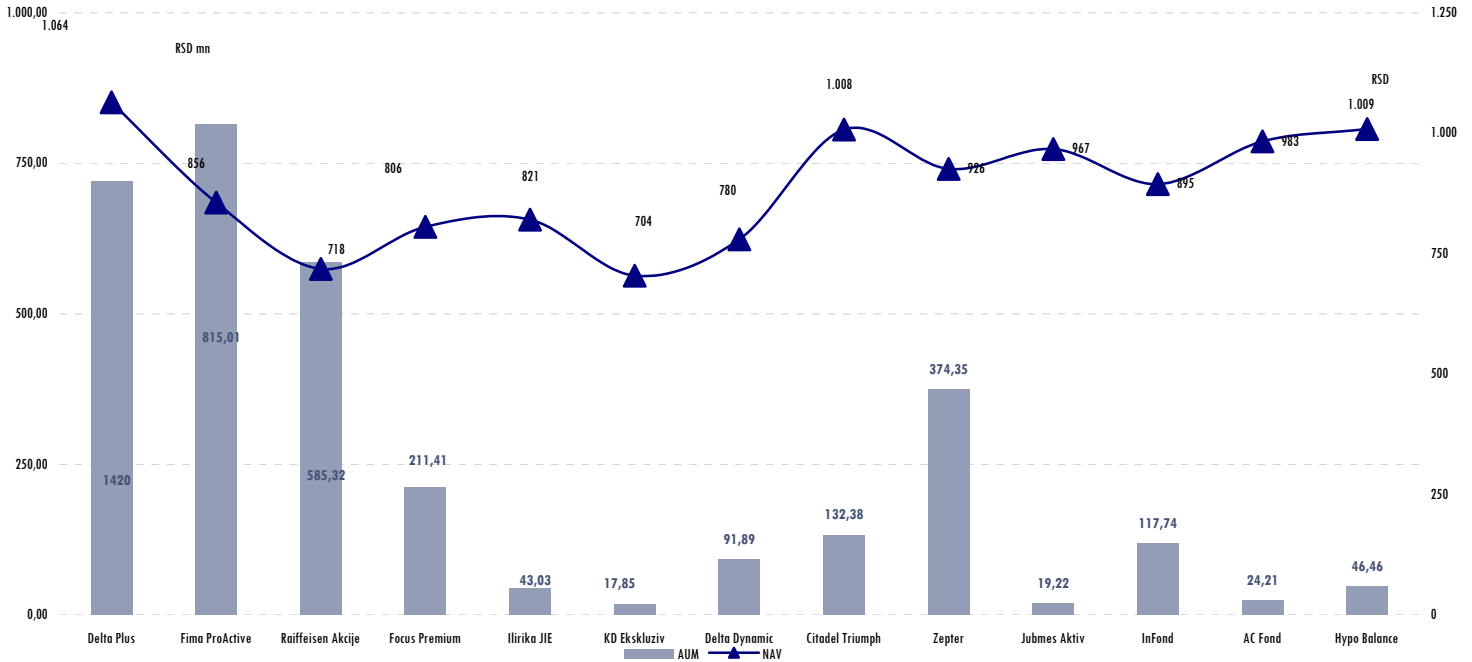
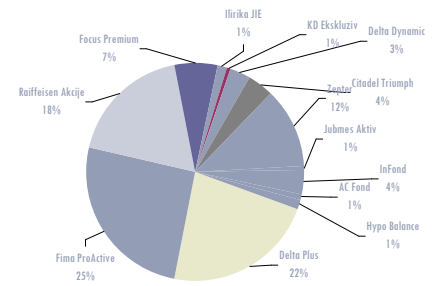
Selected charts



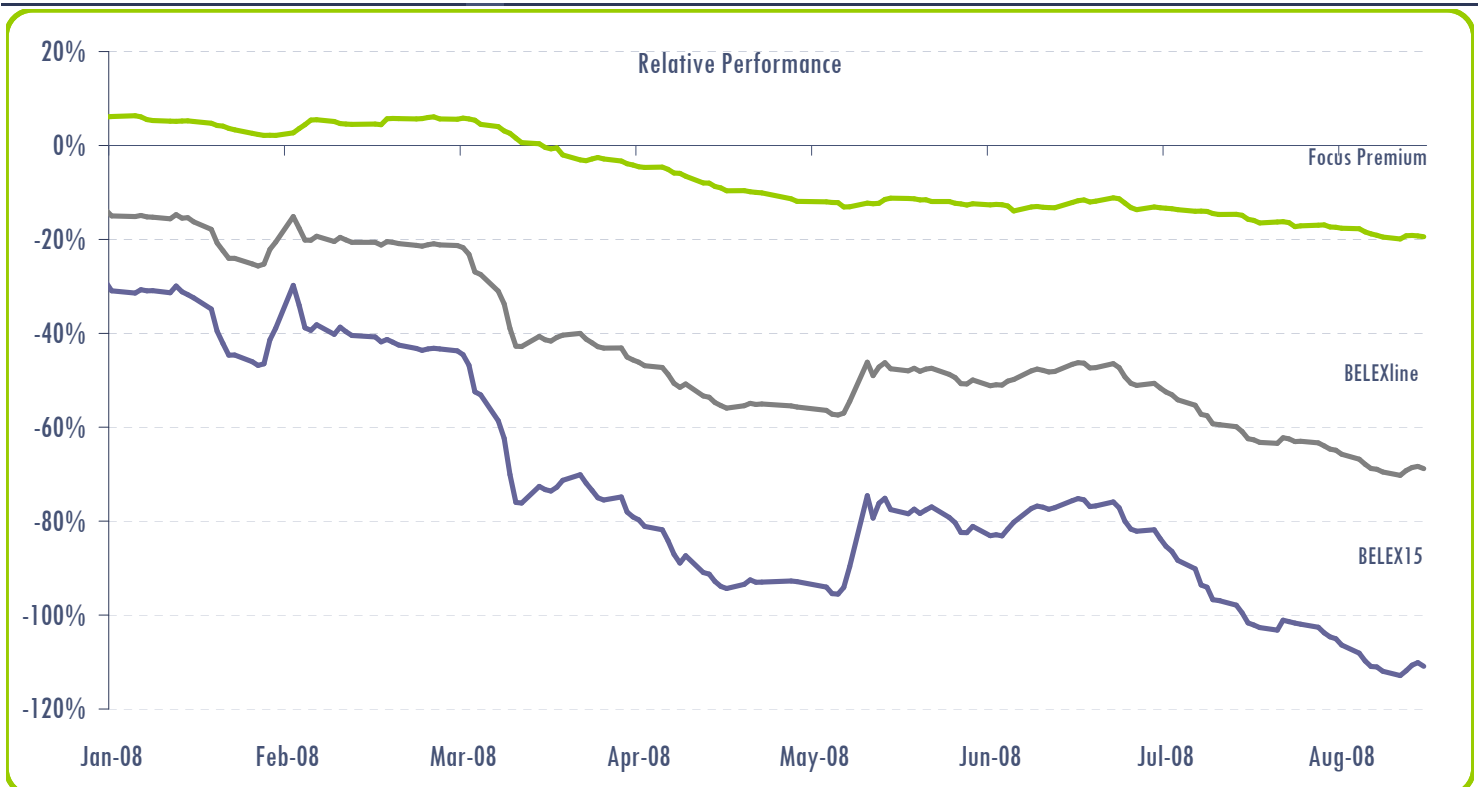
Investment Funds

Market Share

AM Company	Investment Fund	Weekly Change		Change Since Start		Cash Inflow / Outflow	
		AUM	NAV	AUM	NAV	RSD million	
Delta Investments	Delta Plus	▼ -0,39%	▲ 0,07%	▲ 1524,91%	▲ 6,43%	▼ -	3
Fima Invest	Fima ProActive	▼ -0,14%	▼ -0,12%	▲ 63,00%	▼ -14,40%	▼ -	0
Raiffeisen Invest	Raiffeisen Akcije	▼ -1,45%	▼ -1,22%	▼ -8,82%	▼ -28,17%	▼ -	1
Focus Invest	Focus Premium	▼ -0,19%	▲ 0,05%	▲ 73,43%	▼ -19,45%	▼ -	1
Ilirika	Ilirika JIE	▼ -4,11%	▼ -0,66%	▲ 4,90%	▼ -17,93%	▼ -	2
KD	KD Ekskluziv	▲ 2,08%	▲ 1,61%	▼ -5,29%	▼ -29,58%	▲ -	0
Delta Investments	Delta Dynamic	▼ -1,10%	▲ 0,02%	▼ -11,64%	▼ -22,02%	▼ -	1
Citadel Asset Management	Citadel Triumph	▲ 0,06%	▲ 0,05%	▲ 8,99%	▲ 0,77%	▲ -	0
Zepter Capital	Zepter	▼ -0,49%	▼ -0,48%	▼ -7,50%	▼ -7,40%	▼ -	0
Jubmes Aktiv	Jubmes Aktiv	▲ 0,03%	▲ 0,03%	▲ 3,34%	▼ -3,27%	▲ -	0
KomBank	InFond	▼ -1,11%	▼ -0,91%	▼ -12,27%	▼ -10,55%	▼ -	0
AC Fond	AC Fond	▼ -1,11%	▼ -0,91%	▼ -12,27%	▼ -10,55%	▼ -	0
HYPO	Hypo Balance	▼ -1,11%	▼ -0,91%	▼ -12,27%	▼ -10,55%	▲ -	0



Focus Premium Investment Growth Fund



Headlines



Fuel prices to go down by 5.3-6.8% as of Aug 16
 Works on transport corridor to Greece to start on Sep 1
 Expatriates could invest up to EUR 5bn annually
 SMEs account for 50% of exports, 65% of total employment
 Department store chain RKB to open refurbished stores in October
 UNMIK, EULEX to ink agreement on technical cooperation
 Free shares distribution expected to boost stock market liquidity

Russian Gazprom not to raise bid for oil company NIS

Unions oppose likely sale of JAT Tehnika to Singapore investor

Plaza Centres, Kragujevac authorities to launch EUR 60mn project

Cabinet prepares new law on political parties

Foreign minister Jeremic to present Serbia's resolution on Kosovo

CA deficit widens by 70.3% y/y to USD 4.67bn in Jan-Jun

Oil company NIS to triple net profit to EUR 300mn in 2008.

Soybean processor Sojaprotein posts net profit of RSD 553mn in H1

Minel Fejo plans to boost turnover to EUR 4mn this year

DS, SPS agree principles on creating ruling alliance in Belgrade.

Military Security Agency reportedly in talks with Mladic over his surrender

Economy minister to back fresh arrangement with IMF

Deposits grow by 25.8% y/y to EUR 12.46bn at end-June

Assets of leasing companies rise by 2.2% q/q in Q2 to RSD 103.7bn at end-June

Net assets of voluntary pension funds surge by 80% y/y to RSD 3.7bn at end-June

Russian officials abolish plans for visit of Belgrade on energy deal

Privatization agency inks deal on sale of 39.2% stake in bus maker Ikarbus

WAZ becomes 100% owner of 3 local newspaper distribution companies

Serbia's ambassadors start returning to EU countries
 Opposition parties to begin consultation on dismissal of parliamentary speaker
 Deputy PM Dinkic: EUR 1.7bn required for Corridor 10 highway construction
 Pre-tax profit of domestic lenders hits RSD 20.9bn in H1
 NBS grants operating license to life insurer AIG Life Osiguranje
 Dinkic: Two international companies interested in partnership with RTB Bor
 State to call tender for sell-off advisors for drug maker Galenika in September
 Fiat will start production of new car models in Zastava by end-2009, Dinkic says

Stories

PRISTOP Beograd

The Russian MoD says that Serbia is one of the countries that helped Georgia militarily prior to the Ossetian conflict. Besides Serbia, the list of alleged helpers to Georgia before the South Ossetian crisis broke out were the U.S., the UK, France, Greece, Turkey, Israel, Lithuania, Estonia, Ukraine and others, reports the BBC. As far as Serbia's involvement was concerned, the ministry said that Kalashnikovs produced in Kragujevac's Zastava factory were used in attacks on South Ossetia and Russian troops. In that context, the BBC quotes former Foreign Minister Vuk Drašković, who said that "Russian diplomats warned that the Georgians were shooting down their (Russian) helicopters with bullets manufactured in Serbia."

"I stated that it was a bad idea selling weapons to a country that was in conflict with Russia, our biggest ally," Drašković told the BBC, pointing out that the government (in which he had been foreign minister) had initially blocked the deal, and then approved it following a strike by workers at Zastava Weapons. Zastava were caught rather off guard by the Russian Defense Ministry's statement yesterday, but even more so by Drašković's claims, which they say are "groundless". Zastava Weapons Director Rade Gromović said that his factory had not exported infantry weaponry to Georgia for decades, which, he said, could be corroborated by the Serbian Defense Ministry that used to be responsible for issuing licenses and approval for the export of domestic arms. "I don't know how our Kalashnikovs got to Georgia. Maybe Georgia got them from Croatia or Bosnia, whose territorial defenses, during the former Yugoslavia, possessed such weapons. Zastava Weapons and the Serbian state cannot however tell former Yugoslav republics, which have long been independent states, what to do with their military surpluses," said Gromović.

Serbia's representative to the World Bank says the bank plays a big role in building infrastructure in Serbia. Biljana Hronec Krasovac told Voice of America that Serbia needed EUR 1.7bn to complete construction of Corridor 10, and that Serbia had so far secured EUR 250mn of that figure. "We expect the World Bank to help us with a significant contribution for this project," she said, adding that Serbia needed to complete Corridor 10 because neighboring countries were rapidly developing their own infrastructure projects, including construction of roads and railway networks. "We have to keep an eye on the competition. Bulgaria and Romania are preparing Corridor 4, so Serbia needs to finish construction of its section of Corridor 10 as soon as possible," explained Hronec Krasovac.

Zastava Motors Factory Director Zoran Bogdanović says that the deadline set by Fiat for moving equipment is too short. He said that moving the equipment out of the Kragujevac-based factory was a big job and required a complicated administrative procedure. "Every factory machine that's moved has to be recorded in the books and accounted for, and that requires a lengthy procedure and a mountain of agreements and licenses," he explained. Bogdanović said that since Zastava was a company in the process of restructuring, every piece of equipment changing hands had to be approved by the Privatization Agency.

"The administration is long and complicated, and the deadlines are very short. They should be extended, and the signing of the agreement with Fiat should be postponed until September," he said. A way out of the administrative "mire" could be the formation of a special commission to approve the relocation of equipment at a faster pace. Bogdanović did not want to say exactly how many machines Fiat wanted moved out of the factory, though adding that an area the size of 25 football pitches was needed to house all the machinery. "The machines installed back in the 1960s and 1980s are very heavy and a plan of action must be carefully mapped out so that nothing is damaged," said the Zastava official. He said that an expert company would be hired to move the equipment, most likely Goša or Energoprojekt, adding that a considerable amount of the work would be handled by Zastava's mechanical processing personnel. Bogdanović said that it had also been proposed to offer some of the equipment to Zastava workers in the form of severance pay, for which some employees had already voiced an interest. A working group for relocating the equipment, made up of Zastava officials, the Economy Ministry and the Privatization Agency, is expected to put together a report estimating the cost of relocating the equipment, confirming a plan of action, and hiring a contractor to handle the operation.

Stocks - Full Report

Company	Symbol	Price	Price performance			Weekly Volume RSD	PE	Market Cap EUR	PB			
			5 days	30 days	YTD							
Avala Ada	AADA	8.790,00	-	0,00%	-	0,00%	▼	-32,38%	8.790,00	15,21	35.060.826	1,20
Agrobačka	AGBC	8.000,00	▼	-5,88%	▼	-5,88%	▼	-2,70%	2.715.500,00	High	8.419.490	0,73
Agrobanka - IH2007	AGBN	15.200,00	▼	-2,88%	▲	0,28%	▼	-29,38%	99.306.310,00	84,79	142.301.680	0,65
Agrobanka - prioritetne	AGBNPB	13.800,00	▲	20,00%	▲	20,00%	▲	7,80%	13.800,00	0,20	707.316	0,88
Agar fruit	AGFB	433,00	▲	148,85%	▲	140,56%	▲	60,37%	2.607.524,00	NM	706.650	1,03
Agrooprema - Beograd	AGOP	3.800,00	-	0,00%	-	0,00%	▲	37,68%	110.200,00	35,63	2.812.483	0,58
Agrocoop	AGRC	1.939,00	▼	-0,05%	▼	-0,56%	▼	-29,90%	1.939,00	26,49	3.816.183	0,35
Agroseme Kikinda	AGSK	3.000,00	-	0,00%	-	0,00%	▼	-17,81%	3.000,00	14,07	8.164.323	2,16
Agrostroj	AGST	410,00	-	0,00%	-	0,00%	▼	-19,61%	36.900,00	NM	256.708	0,41
Agrotehna	AGTH	661,00	-	0,00%	-	0,00%	-	0,00%	71.388,00	High	145.910	1,00
AIK Banka - IH27	AIKB	6.353,00	▲	0,63%	▼	-9,27%	▼	-35,18%	74.629.932,00	28,73	668.978.638	1,94
AIK Banka PB	AIKBPB	3.500,00	-	0,00%	▼	-7,89%	▼	-22,22%	213.500,00	2,00	46.538.927	1,07
AIK Banka PC	AIKBPC	3.996,00	-	0,00%	-	0,00%	▼	-22,92%	283.716,00	0,07	1.665.683	1,22
Alfa-plam	ALFA	8.750,00	▲	2,94%	▼	-13,37%	▼	-63,31%	2.351.984,00	3,84	14.939.780	0,41
Alltech-Fermin	ALTE	1.336,00	-	0,00%	-	0,00%	▲	196,89%	1.336,00	2,19	4.414.492	0,51
Autoprevoz Janjušević	APJP	623,00	-	0,00%	-	0,00%	-	0,00%	1.869,00	0,00	8	-
Autokomanda	ATKM	2.400,00	-	0,00%	▼	-19,35%	▼	-60,00%	417.600,00	High	22.512.514	2,75
Bačka	BCKA	1.999,00	-	0,00%	-	0,00%	▼	-16,71%	1.999,00	11,22	12.386.758	2,27
Budućnost NS	BDNS	13.500,00	-	0,00%	-	0,00%	▼	-10,00%	13.500,00	26,11	16.652.098	3,25
Beograd film	BGFM	700,00	▼	-6,67%	▼	-12,50%	▼	-44,00%	35.000,00	NM	2.531.344	1,17
Beogradmontaža	BGMN	6.000,00	-	0,00%	▲	0,33%	▼	-4,76%	240.000,00	32,15	2.164.346	1,68
BIP	BIPB	149,00	▲	2,76%	▲	8,76%	▼	-33,78%	318.374,00	NM	17.672.407	0,54
Bambi Banat	BMBI	14.495,00	▲	7,36%	▼	-6,48%	▼	-34,11%	4.275.868,00	25,51	81.121.877	1,72
Banini	BNNI	40.000,00	-	0,00%	-	0,00%	▼	-29,70%	40.000,00	9,30	25.388.514	2,37
Beogradska pekarska industrija	BPIB	13.000,00	-	0,00%	-	0,00%	▲	73,33%	2.288.000,00	NM	10.576.333	1,77
Borići	BRCI	173,00	▼	-19,91%	▼	-35,93%	▼	-57,60%	6.920,00	NM	62.405	0,42
Bezdan	BZDN	778,00	▼	-0,26%	▼	-1,52%	▼	-22,20%	404.560,00	9,57	11.250.124	1,38
Coca Cola HBC - Srbija*	CHS	5.700,00	-	0,00%	▼	-0,87%	▼	-9,95%	5.700,00	17,69	263.661.890	4,34
Čačanska banka	CCNB	48.999,00	▼	-2,00%	▼	-2,00%	▼	-46,74%	31.502.359,00	23,55	85.175.582	2,03
Laiki Bank	CEBA	600,00	▼	-14,29%	▼	-21,57%	▼	-49,96%	90.000,00	10,98	14.828.991	0,82
Titan cementara Kosjerić	CMKS	2.900,00	-	0,00%	▼	-3,33%	▼	-19,44%	2.900,00	17,39	135.186.621	2,42
Centroprom	CNPR	1.504,00	▼	-20,00%	▼	-20,00%	▼	-30,37%	90.240,00	High	1.729.477	0,36
Centrokoteks	CNTK	700,00	-	0,00%	-	0,00%	▲	78,12%	50.400,00	NM	189.139	1,43
Crvena fabrika šećera	CRFS	6.001,00	▼	-19,77%	▼	-23,06%	▼	-51,60%	171.650,00	4,81	47.629.806	1,25
Carnex	CRNX	2.214,00	▼	-11,44%	▼	-11,44%	▼	-17,70%	388.280,00	29,87	47.072.687	1,16
Central	CTVB	560,00	-	0,00%	-	0,00%	▼	-62,67%	291.760,00	NM	746.255	0,44
Credy banka	CYBN	14.000,00	▼	-6,67%	▼	-25,33%	▼	-47,86%	532.040,00	28,31	23.707.199	1,50
22. decembar	DCMB	1.150,00	-	0,00%	▼	-4,17%	▲	19,79%	151.800,00	NM	3.809.217	0,59
DDOR Novi Sad	DDNS	8.900,00	▼	-1,11%	▼	-4,20%	▲	7,27%	3.543.415,00	25,70	245.116.122	4,43
DIN-prioritetne akcije	DINNPB	3.000,00	-	0,00%	▼	-3,23%	▼	-29,41%	657.000,00	0,00	13.576.556	0,87
Dunav Osiguranje	DNOS	5.000,00	▼	-3,85%	▼	-15,25%	▼	-43,18%	111.100,00	3,78	16.879.501	3,35
Dunavprevoz	DNPR	650,00	-	0,00%	-	0,00%	▼	-51,85%	332.150,00	0,00	8	-
Dom	DOMB	120,00	-	0,00%	-	0,00%	▲	20,00%	10.440,00	NM	769.252	0,32
Dušan Petronijević	DPKS	720,00	▼	-35,71%	▼	-58,33%	▼	-58,33%	4.140,00	High	2.660.547	1,43
David Pajić Daka	DVDP	217,00	-	0,00%	-	0,00%	-	0,00%	23.870,00	9,24	557.500	1,00
Energomontaža	EGMN	13.000,00	▲	8,33%	▼	-0,01%	▼	-45,83%	13.000,00	12,22	8.447.351	1,99
Elan	ELNI	2.500,00	-	0,00%	-	0,00%	▼	-67,44%	207.500,00	55,52	1.736.248	0,36
Energoprojekt Hldg	ENHL	1.750,00	▲	4,42%	-	0,00%	▼	-39,66%	5.970.485,00	24,25	199.690.853	2,90
Energoprojekt Entel	EPEN	1.120,00	▼	-20,00%	▼	-25,33%	▼	-51,30%	26.880,00	24,06	6.163.528	0,92
Energoprojekt Visokogradnja	EPVI	1.000,00	-	0,00%	-	0,00%	▼	-44,44%	301.000,00	26,85	39.294.820	1,76
Excelsior	EXCL	720,00	-	0,00%	-	0,00%	-	0,00%	7.200,00	NM	705.048	0,81
Fap Famos	FFMS	900,00	-	0,00%	▼	-5,46%	▼	-24,37%	667.800,00	27,12	569.835	0,76
Fidelinka	FIDL	1.900,00	▲	0,53%	▼	-2,56%	▼	-44,74%	13.300,00	179,96	33.201.524	1,28
Fima	FIMA	539,00	-	0,00%	-	0,00%	-	0,00%	505.582,00	3,18	656.770	0,64
Galenika fitofarmacija	FITO	6.100,00	▼	-6,30%	-	0,00%	▼	-44,29%	673.550,00	10,18	34.960.071	1,66
FMT Zajezar	FMTZ	370,00	-	0,00%	-	0,00%	-	0,00%	72.890,00	55,13	649.108	0,30
Fontana	FNTN	1.440,00	-	0,00%	-	0,00%	-	0,00%	230.400,00	0,00	8.627.174	0,69
Frad Filteri*	FRAD	1.536,00	▼	-20,00%	▼	-20,00%	▼	-48,80%	1.536,00	5,13	2.157.750	0,34
FSH VP*	FSVP	1.000,00	▼	-1,09%	▼	-1,09%	▼	-1,09%	13.830.000,00	High	211.662	0,79
Goša FOM	GFOM	600,00	▼	-33,33%	▼	-33,33%	▼	-66,29%	19.200,00	3,48	8.484.794	0,50
Galeb Metaloplastika	GLBM	400,00	-	0,00%	-	0,00%	▼	-13,04%	201.600,00	NM	1.269.066	18,12
Globos osiguranje	GLOS	2.200,00	▼	-6,18%	▼	-21,43%	▼	-59,99%	149.600,00	21,88	26.399.266	1,08
Goša montaža	GMON	2.700,00	-	0,00%	▼	-0,11%	▼	-19,40%	94.500,00	6,86	8.270.852	1,75
Gmt	GMTJ	140,00	-	0,00%	-	0,00%	-	0,00%	5.180,00	NM	17.450	0,23
Standard GP	GPST	1.400,00	▲	21,53%	▲	75,00%	▲	75,00%	4.182,00	1,69	537.419	0,19
Graditelj	GRIN	6.001,00	▼	-19,99%	▼	-39,20%	▲	3,57%	198.033,00	23,01	1.266.980	1,04
Graditelj	GRIV	1.345,00	▼	-0,44%	▼	-0,44%	▼	-0,44%	69.940,00	0,00	18	-
Granit Peščar	GRPE	6.460,00	-	0,00%	-	0,00%	▼	-28,22%	6.460,00	11,85	10.863.222	3,08
Geosonda Konsolidacija	GSKO	800,00	-	0,00%	▼	-52,94%	▼	-52,94%	800,00	3,78	859.174	0,44
Hotel Narvik*	HNRV	2.700,00	-	0,00%	-	0,00%	▼	-22,86%	494.100,00	NM	563.540	0,36
Industrija kotrljajućih ležaja	IKLB	65,00	▲	8,33%	-	0,00%	▼	-31,58%	19.500,00	NM	2.483.604	0,76
Ikarbus	IKRB	3.800,00	▼	-6,17%	▼	-17,37%	▼	-33,33%	1.735.961,00	NM	18.883.461	1,12
Imlek	IMLK	1.649,00	▼	-0,06%	▼	-10,77%	▼	-38,88%	1.918.894,00	38,03	204.684.791	1,55
Impol Seval	IMPL	2.505,00	-	0,00%	▼	-3,65%	▼	-7,22%	5.010,00	24,31	30.745.441	2,31
Informatika	INFM	8.900,00	▼	-2,20%	▼	-1,11%	▼	-32,32%	553.000,00	14,45	13.577.916	1,60
Intersilver	INTE	4.000,00	-	0,00%	▲	8,11%	-	0,00%	1.160.000,00	NM	597.708	1,03
Iritel	IRTL	3.360,00	▲	20,00%	▼	-4,00%	▼	-25,33%	3.360,00	7,45	6.348.232	1,20
Interšped	ITSP	700,00	▼	-12,50%	▼	-12,50%	▼	-18,60%	144.200,00	86,29	1.276.878	0,81

Stocks - Full Report

Company	Symbol	Price	Price performance			Weekly Volume RSD	PE	Market Cap EUR	PB			
			5 days	30 days	YTD							
Jadran	JADR	600,00	-	0,00%	-	0,00%	-	0,00%	12.000,00	High	1.173.502	0,86
Jadar*	JDAR	645,00	-	0,00%	▼	-34,32%	▼	-34,32%	8.385,00	NM	473.501	0,66
Jedinstvo	JKDM	600,00	-	0,00%	-	0,00%	-	0,00%	1.495.800,00	NM	468.366	0,39
Jadran	JDRN	400,00	-	0,00%	-	0,00%	▼	-40,30%	4.800,00	High	150.261	0,58
Jedinstvo	JESV	12.887,00	▲	3,27%	▼	-0,87%	▲	17,15%	12.887,00	7,62	46.673.543	4,30
Jugoelektro*	JGELM	1.700,00	▼	-2,86%	▼	-5,56%	▼	-15,00%	34.000,00	High	1.412.531	0,36
Jugotehna export import	JGTH	670,00	-	0,00%	-	0,00%	▲	1,36%	4.944.600,00	High	1.766.500	1,01
Jubmes	JMBN	51.498,00	▲	3,00%	▼	-13,44%	▼	-34,61%	2.937.234,00	12,83	82.868.841	2,53
Jugoslovenski fond za žita	JUFZ	2.500,00	▼	-10,71%	▼	-10,71%	▼	-10,71%	307.500,00	0,73	94.499	0,11
Kačarevo	KCRV	800,00	-	0,00%	-	0,00%	▼	-35,17%	103.200,00	6,63	821.848	0,65
Kikindski mlin	KIML	22.000,00	-	0,00%	-	0,00%	▲	15,79%	22.000,00	High	9.386.779	1,63
Komgrap	KMBG	560,00	▲	3,70%	▼	-8,20%	▲	19,15%	637.855,00	NM	8.316.259	0,66
Komercijalna banka	KMBN	57.820,00	▼	-2,00%	▼	-9,94%	▼	-40,94%	18.680.106,00	17,08	655.921.140	2,28
Komercijalna banka	KMBNPB	36.000,00	▼	-5,26%	▼	-5,26%	▼	-47,82%	1.800.000,00	0,46	17.514.370	1,99
Kamendin*	KMND	600,00	-	0,00%	-	0,00%	▼	-69,88%	226.200,00	NM	333.671	0,19
Kompresor	KOMP	3.499,00	-	0,00%	▲	16,63%	▲	2,91%	206.441,00	NM	2.744.389	1,02
Kopaonik	KOPB	6.800,00	-	0,00%	▼	-5,41%	▼	-43,33%	6.800,00	35,17	13.062.046	0,59
KTK Promet	KTKZ	450,00	-	0,00%	-	0,00%	▼	-51,92%	227.700,00	NM	289.964	0,48
Luka Leget RTC	LKLG	3.300,00	-	0,00%	-	0,00%	▼	-36,54%	16.500,00	13,08	9.465.912	1,63
Lukoil Beopetrol	LOIL	5.050,00	-	0,00%	▲	0,60%	▼	-40,59%	207.050,00	NM	257.132.618	4,54
Lasta	LSTA	1.950,00	▼	-7,14%	▼	-3,51%	▼	-27,80%	803.890,00	75,11	38.885.550	1,97
Litopapir	LTPR	320,00	-	0,00%	-	0,00%	▼	-3,03%	292.160,00	NM	2.654.815	0,93
Luxol	LUXL	1.500,00	-	0,00%	-	0,00%	▲	3,45%	30.000,00	69,80	1.907.538	0,98
Miroč	MIRC	750,00	-	0,00%	-	0,00%	-	0,00%	47.250,00	38,98	704.180	0,50
Mlekoпродукт	MLKP	7.200,00	-	0,00%	▲	9,09%	▼	-11,11%	7.200,00	20,01	18.565.767	1,95
Niška Mlekara	MLNI	800,00	-	0,00%	▲	33,33%	▲	14,29%	160.000,00	NM	1.801.116	1,45
Mlekara Subotica	MLSU	2.000,00	-	0,00%	-	0,00%	▼	-37,30%	2.000,00	32,31	73.281.388	1,94
Minos	MNOS	2.880,00	-	0,00%	-	0,00%	▲	196,91%	466.560,00	38,54	687.689	2,97
Montinvest	MOIN	45.000,00	▲	9,73%	-	0,00%	▲	36,36%	8.138.953,00	12,01	14.002.915	2,78
Morava Požarevac	MOPOM	830,00	▲	66,00%	▲	66,00%	▲	66,00%	933.850,00	NM	986.130	0,40
Moravica	MRVC	3.330,00	▲	33,20%	▲	208,33%	▲	202,73%	387.678.600,00	39,09	6.208.186	1,69
Morava	MRVJ	680,00	-	0,00%	-	0,00%	-	0,00%	38.760,00	High	1.857.426	0,86
Mostprojekt	MSTP	985,00	-	0,00%	-	0,00%	-	0,00%	14.775,00	60,24	45.508	0,80
Metals banka	MTBN	29.000,00	▼	-0,36%	▼	-1,69%	▼	-33,29%	2.732.934,00	25,54	123.113.439	1,48
Metalc	MTLC	3.185,00	▼	-0,38%	▲	4,49%	▼	-25,11%	1.877.381,00	8,08	42.315.492	1,31
Navip	NAVJ	1.989,00	▲	7,51%	▼	-14,12%	▲	17,00%	3.682.024,00	High	6.655.571	0,53
Nacional	NCNL	1.000,00	▼	-16,67%	▼	-16,67%	▲	4,49%	314.000,00	High	894.321	1,04
Nopal*	NOPL	1.850,00	▼	-19,57%	▼	-19,57%	▼	-28,85%	18.500,00	160,11	523.457	0,12
Nota	NOTA	1.920,00	▼	-14,67%	▼	-27,85%	▼	-27,85%	26.880,00	8,98	187.940	0,72
Napred	NPRD	6.000,00	-	0,00%	-	0,00%	▼	-29,41%	222.000,00	12,47	29.170.923	1,02
Niskogradnja	NSKG	708,00	-	0,00%	▼	-20,00%	▼	-59,03%	7.871.544,00	5,88	382.794	0,93
Niskogradnja	NSKN	4.000,00	-	0,00%	-	0,00%	▼	-23,08%	4.000,00	5,62	5.391.510	2,64
Novosadski sajam	NSSJ	4.000,00	▲	0,03%	▲	8,11%	▼	-25,93%	68.000,00	36,22	32.817.659	3,17
Naš stan	NSST	2.400,00	▼	-15,79%	▼	-40,00%	▼	-52,00%	96.000,00	NM	283.317	0,28
Nova brazda-obične	NVBR	201,00	-	0,00%	-	0,00%	▼	-42,57%	20.100,00	17,92	1.065.024	0,33
Paraćinka	PARP	4.299,00	-	0,00%	-	0,00%	▼	-21,84%	4.299,00	32,52	8.164.389	1,59
Metalohtehna Trade	PDVJ	1.100,00	-	0,00%	-	0,00%	▲	34,47%	55.000,00	0,00	14	-
Pekabeta	PKBT	4.300,00	▲	0,02%	▼	-16,49%	▼	-25,86%	344.000,00	High	28.769.051	1,00
Pekara 1.maj*	PKMJ	6.000,00	▼	-20,00%	▼	-20,00%	▼	-20,00%	174.000,00	2,99	240.865	0,31
Planum	PLNM	3.500,00	▼	-10,26%	▼	-14,63%	▼	-25,50%	7.000,00	77,97	18.878.764	8,23
Planinka	PLNN	28.201,00	▲	0,00%	▲	0,00%	▼	-16,81%	2.484.188,00	6,57	14.820.959	3,91
Polet NP	PLNP	285,00	-	0,00%	-	0,00%	-	0,00%	238.830,00	60,64	259.058	0,51
Politika	PLTK	305,00	▼	-1,61%	▼	-7,58%	▼	-41,46%	255.425,00	42,72	14.217.959	0,47
Poljoprivreda Novo Selo	PNSO	800,00	▼	-20,00%	▼	-20,00%	▼	-20,00%	13.600,00	8,75	788.118	0,72
Pobeda holding	POBH	220,00	-	0,00%	▼	-8,33%	▼	-4,35%	357.280,00	NM	5.673.948	0,55
Podrinje*	PODR	500,00	-	0,00%	-	0,00%	▼	-33,86%	1.500,00	NM	247.944	0,53
Hotel Prag	PRAG	812,00	-	0,00%	▼	-0,12%	▲	58,90%	801.444,00	High	2.140.745	1,60
Projektbiro	PRBI	740,00	▲	19,35%	▲	102,19%	▲	102,19%	740,00	50,79	97.255	1,52
Privredna banka Beograd	PRBN	1.703,00	▲	3,21%	▼	-14,81%	▼	-53,02%	2.117.367,00	16,60	50.334.053	1,54
Progres	PRGS	400,00	▼	-1,23%	▼	-3,61%	▲	0,25%	1.078.100,00	15,74	28.097.008	0,43
Projektomontaža	PRJM	8.000,00	-	0,00%	-	0,00%	▼	-19,60%	8.000,00	146,29	17.663.641	6,76
Progres Kruševac	PRKS	736,00	▼	-48,75%	▼	-48,75%	▼	-48,75%	10.902,00	NM	133.542	0,41
Progres	PRMD	1.600,00	▼	-20,00%	▼	-20,00%	▲	60,00%	1.600,00	0,00	21	-
Prosveta	PRSV	360,00	▼	-19,46%	▼	-2,70%	▼	-2,70%	298.440,00	9,58	70.595	0,97
Pupin Telecom	PTLK	949,00	▼	-1,56%	▼	-4,14%	▼	-12,13%	221.455,00	19,04	12.516.261	1,15
Putevi Požega	PUPO	1.520,00	▼	-20,00%	▼	-36,40%	▼	-43,70%	16.720,00	8,67	7.313.109	6,91
Put	PUTZ	2.220,00	-	0,00%	-	0,00%	▲	20,00%	57.720,00	3,85	219.012	0,96
Putevi Užice	PUUE	3.600,00	▲	9,09%	▼	-10,00%	▼	-48,42%	36.000,00	19,53	46.058.559	3,33
PZP Požarevac	PZPP	7.200,00	-	0,00%	-	0,00%	▼	-34,55%	7.200,00	22,80	12.327.348	2,74
Ratkovo	RATK	700,00	-	0,00%	▲	16,86%	▲	40,00%	14.000,00	16,75	1.546.417	0,61
Radijator	RDJZ	1.099,00	▲	47,72%	▲	40,90%	▼	-35,35%	3.755,00	11,99	5.068.982	0,30
Rad	RDVB	1.510,00	-	0,00%	▲	139,68%	▲	54,08%	2.601.730,00	0,00	20	-
Rhein Donau Yard	RDYD	1.699,00	▼	-0,06%	▼	-0,06%	▼	-0,06%	49.271,00	NM	8.097.134	3,98
Rafinerija Nafta	RFNF	2.000,00	-	0,00%	▼	-4,53%	▲	14,61%	200.000,00	69,78	23.023.186	1,90
Ribarsko gazdinstvo 1H2007	RGBG	500,00	-	0,00%	-	0,00%	-	0,00%	250.500,00	NM	3.436.501	0,70
Ratarstvo*	RTSK	1.024,00	▼	-20,00%	▼	-48,80%	▼	-16,61%	10.240,00	NM	841.666	0,67
Rudnik	RUDN	8.000,00	▼	-7,41%	▼	-7,41%	▼	-39,85%	48.000,00	11,53	16.944.849	3,42
Ruma fabrika kože*	RUMA	300,00	-	0,00%	▼	-4,76%	▼	-33,33%	300,00	17,16	6.027.291	0,62

Stocks - Full Report

Company	Symbol	Price	Price performance			Weekly Volume RSD	PE	Market Cap EUR	PB			
			5 days	30 days	YTD							
Štamparija Borba	SBRB	5.500,00	-	0,00%	-	0,00%	-	0,00%	231.000,00	138,82	22.915.610	3,99
Sacen	SCEN	588,00	-	0,00%	▲	44,12%	▲	15,29%	849.660,00	NM	350.296	1,22
Sinter	SINT	82,00	▲	2,50%	▼	-9,89%	▼	-44,97%	116.975,00	3,16	848.233	0,44
7. juli Čačak	SJCA	370,00	▼	-19,57%	▼	-34,63%	▼	-58,05%	4.440,00	11,83	103.742	0,31
Šajkaška fabrika šećera	SJKS	2.000,00	-	0,00%	▼	-6,98%	▲	33,24%	2.000,00	7,59	21.831.157	-
Lučić Prigrevica	SJPR	600,00	▲	33,33%	▲	20,00%	-	0,00%	455.500,00	7,26	5.611.076	1,04
Sojaprotein	SJPT	2.465,00	▼	-1,40%	▼	-1,16%	▼	-32,63%	19.428.974,00	10,60	173.059.514	2,03
Sloga Novi Pazar	SLNP	1.520,00	-	0,00%	▼	-19,96%	▼	-19,96%	3.040,00	NM	10.977.306	1,76
Sloga	SLPZ	995,00	-	0,00%	▼	-0,50%	▼	-21,53%	995,00	NM	2.313.946	0,78
Simpo Vranje	SMPO	1.196,00	▲	7,55%	▼	-8,00%	▼	-48,00%	623.391,00	78,41	16.334.552	0,21
Sunce	SNCE	17.200,00	▼	-14,00%	▼	-14,00%	▼	-26,81%	128.150,00	17,38	31.974.449	0,91
Sintelon	SNTLM	12.452,00	▼	-0,38%	▼	-2,72%	▼	-14,12%	1.494.240,00	High	235.613.925	2,89
Sremput	SPRU	5.580,00	-	0,00%	▼	-0,16%	▼	-22,50%	5.580,00	9,26	15.758.225	1,61
Srbolek	SRBL	900,00	-	0,00%	-	0,00%	-	0,00%	900,00	High	11.196.166	1,48
Srpska Banka	SRBN	25.800,00	-	0,00%	-	0,00%	▼	-57,00%	25.800,00	8,87	54.342.002	1,37
Srbijaprojekt	SRPJ	420,00	▼	-12,50%	▼	-12,50%	▲	5,00%	121.380,00	High	473.014	0,32
Stjenik*	STNK	300,00	▲	17,19%	▼	-6,25%	▼	-43,40%	3.000,00	NM	939.913	0,26
Standardprojekt	STRP	7.200,00	▲	18,03%	▲	512,24%	▲	487,76%	7.848.000,00	NM	1.050.178	5,88
Soko Nada Stark	STRK	2.400,00	▼	-2,04%	▼	-2,04%	▼	-7,34%	52.800,00	11,37	102.186.338	5,08
Strela UB	STUB	1.000,00	-	0,00%	-	0,00%	▲	25,00%	185.000,00	NM	463.963	1,74
STUP Vršac	STUP	8.508,00	▲	1,70%	▲	106,81%	▼	-67,71%	9.699.120,00	113,01	4.021.428	1,85
Messer Tehnogas	TGAS	11.400,00	▼	-0,87%	▼	-12,31%	▼	-48,18%	393.997,00	23,97	153.932.437	1,92
Tigar	TIGR	1.200,00	▼	-1,72%	▼	-6,25%	▼	-30,52%	854.740,00	27,90	26.860.276	0,77
Tisa*	TISA	400,00	-	0,00%	-	0,00%	▲	14,29%	292.400,00	NM	320.664	0,46
Takovo osiguranje	TKOSM	6.950,00	▲	15,83%	▲	15,83%	▼	-26,06%	1.452.550,00	26,25	28.177.386	4,74
Telefonija	TLFN	4.393,00	▼	-3,02%	▼	-4,50%	▼	-61,80%	2.148.005,00	35,45	25.336.913	2,30
Telefonkabl	TLKB	8.800,00	-	0,00%	▼	-2,22%	▼	-40,86%	52.800,00	9,71	3.702.329	0,46
Toza Marković	TMKI	3.300,00	-	0,00%	-	0,00%	-	0,00%	3.300,00	105,96	38.325.465	2,89
Termika - Beograd*	TRBG	1.850,00	▼	-0,05%	▼	-19,53%	▲	5,77%	185.000,00	15,85	1.005.010	1,01
Uljaricakoop	ULJR	300,00	-	0,00%	-	0,00%	-	0,00%	6.900,00	NM	238.630	0,18
Umka	UMKA	22.000,00	▼	-12,00%	▼	-12,00%	▼	-40,54%	220.004,00	8,08	19.802.588	1,10
Univerzal banka - IH27	UNBN	23.000,00	▲	15,58%	▲	9,52%	▼	-41,38%	6.568.350,00	60,95	141.762.227	2,36
Unifarm	UNFR	1.545,00	▼	-19,99%	▼	-48,81%	▼	-48,81%	1.545,00	0,00	-	-
Uniprom	UNPR	550,00	▼	-1,79%	▼	-21,43%	▼	-37,71%	22.000,00	NM	1.330.646	0,50
Univerzal holding	UNVR	2.000,00	▼	-2,44%	▼	-20,00%	▼	-55,55%	77.600,00	46,45	6.152.868	0,78
Utva silosi	UTSI	10.000,00	-	0,00%	-	0,00%	▼	-23,02%	10.000,00	14,02	24.354.691	3,41
Valjaonica Bakra	VBSE	2.080,00	▼	-35,00%	▼	-35,00%	▼	-43,01%	237.120,00	11,00	14.737.048	0,67
Voda Vrnjci	VDAV	18.500,00	-	0,00%	▼	-2,63%	▼	-9,76%	18.500,00	21,74	27.660.131	2,37
Veterinarski zavod Zemun	VETZ	9.992,00	-	0,00%	-	0,00%	▼	-31,09%	9.992,00	14,43	25.768.022	1,61
Vig vodovod i grejanje	VIGV	300,00	-	0,00%	-	0,00%	-	0,00%	136.500,00	NM	316.680	1,60
Vino Župa	VINZ	15.011,00	▼	-3,15%	▼	-11,70%	▲	15,47%	2.295.887,00	31,84	38.786.037	15,01
Vital	VITL	4.000,00	▼	-11,11%	▼	-20,00%	▼	-52,94%	117.098,00	20,24	39.802.223	2,15
Veleftarm	VLEFR	5.890,00	▼	-0,08%	▼	-2,64%	▼	-1,83%	1.340.004,00	115,64	78.563.024	1,81
Venac	VNAC	350,00	-	0,00%	-	0,00%	-	0,00%	41.300,00	NM	1.093.939	0,28
Vojput	VOJP	18.000,00	-	0,00%	-	0,00%	▼	-2,70%	18.000,00	14,34	23.811.872	2,04
Vršački vinogradi	VRVI	2.000,00	▲	5,26%	▲	5,26%	▼	-29,82%	347.000,00	High	9.629.077	0,48
Vitamin	VTMN	4.500,00	-	0,00%	-	0,00%	▼	-27,88%	450.000,00	10,55	3.155.257	0,68
Vojvodinapromet	VVPR	400,00	-	0,00%	-	0,00%	▼	-30,56%	25.200,00	12,01	1.451.343	0,39
Veterinarski zavod Subotica	VZAS	1.448,00	▲	4,93%	▼	-2,69%	▼	-29,33%	1.363.380,00	12,52	31.692.127	1,15
Žabalska trgovina*	ZATR	85,00	▼	-19,05%	▼	-19,05%	▼	-34,62%	45.390,00	NM	53.673	0,27
Žitosrem	ZISR	7.000,00	-	0,00%	▼	-11,38%	▼	-22,22%	7.000,00	10,71	6.444.154	1,10
Zelengora	ZLNG	2.000,00	-	0,00%	-	0,00%	▼	-68,25%	366.000,00	7,52	1.609.179	1,27
Zlatar	ZLTM	1.306,00	▼	-19,98%	▼	-19,98%	▼	-19,98%	28.732,00	High	3.247.815	0,80
Zlatarplast	ZLTP	2.995,00	-	0,00%	▼	-11,91%	▼	-33,44%	612.075,00	10,22	2.477.742	0,56
Zorka Pharma	ZOPH	1.315,00	▼	-1,87%	▲	1,15%	▼	-17,97%	1.713.920,00	43,25	94.088.034	1,74
Zastava procesna oprema	ZPOK	420,00	-	0,00%	-	0,00%	▼	-62,77%	199.500,00	NM	458.320	1,49
Zastava promet	ZSPR	700,00	-	0,00%	-	0,00%	▼	-39,13%	700,00	3,26	5.017.007	1,36
Zastava Promet Kragujevac	ZSTV	1.120,00	-	0,00%	-	0,00%	▼	-20,00%	1.120,00	6,03	8.106.266	1,42
Zastava tapacirnica	ZTPC	7.200,00	-	0,00%	▲	0,01%	▲	242,86%	7.200,00	High	10.420.373	6,70
Žitopek	ZTPK	2.750,00	▼	-16,16%	▼	-16,16%	▲	153,69%	27.500,00	NM	8.089.352	2,54

Stocks - Full Report

Company	Symbol	Price	5 days	Price performance 30 days	YTD	Weekly Volume RSD	PE	Market Cap EUR	PB
---------	--------	-------	--------	------------------------------	-----	-------------------	----	----------------	----

IMPORTANT NOTICE

Before making any investments please read disclaimer at <http://www.sinteza.net/disclaimer>. Due to specific way of information dissemination, investors should check data on companies also from the websites of Belgrade Stock Exchange (www.belex.co.yu) and Central Depository Agency (www.crhov.co.yu) since they have the most updated databases. Therefore, some data from our website and reports could differ from official data. Our database is constantly being amended in order to catch up with above mentioned data sources. Thank you for understanding.

Explanations.

5th and 6th letter in ticker symbol

Letter **M** indicates stocks with reduced voting rights; **V** indicates stocks with increased voting rights; **P** indicates preferred stock; **C** indicates convertible stock; **B** indicates stock without voting rights

EUR/RSD Rates used in this report.

For all 'current' values like Price, Mkt. Cap etc. we have used last median EUR/RSD exchange rate. For balance sheet date used rate is from end of 2006, while for conversion of Income statement position used rate is average EUR/RSD rate for 2006, which is 84,14. Since this approximation could cause significant distortion of indicators, valuation ratios like PE, PB and PS are calculated on local currency basis.



Broker — Dealer Company Sinteza Invest Group a.d.
Member of the Belgrade Stock Exchange
Address: Omladinskih Brigada 90a, 11070 Belgrade
Serbia
Phone/Fax: +381 11 2099 500 : 2099 568
www.sinteza.net :::: research@sinteza.net

Partner you can rely on.

©Sinteza Invest Group a.d. Belgrade
Sinteza Invest Group Disclaimer: <http://www.sinteza.net/disclaimer>