

RAPORT LUNAR / RASDAQ MONTHLY BULLETIN
Piata RASDAQ / RASDAQ Market
August / August 2008

I. RASDAQ în cifre / RASDAQ keyfacts

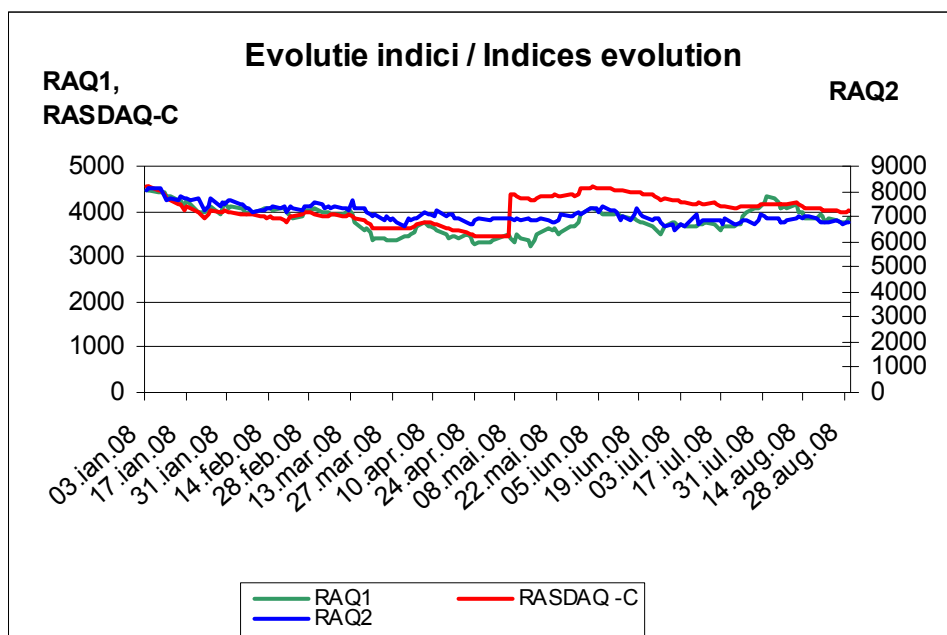
Nr. societăți tranzacționabile* <i>No. of tradable companies*</i>		1065
Nr. societăți tranzacționate <i>No. of traded companies</i>		603
Nr. societăți suspendate** <i>No. of suspended companies**</i>		725
Nr. societăți noi listate <i>New listed companies</i>		0
Nr. societăți delistate <i>No. of delisted companies</i>		24
Capitalizare (miliarde lei)** <i>Market capitalization (EURO billion**)</i>	17,53 4,96	-3,39% -3,29%
Evoluție lunară indici <i>Monthly index evolution</i>		
RASDAQ-C		-3,17%
RAQ-I		-7,94%
RAQ-II		-2,60%
	milioane. lei	EURO m
Valoare tranzacții / <i>Turnover by value</i>	92,24	26,24
Trz. comune / <i>Regular trades</i>	84,97	24,18
Trz. speciale / <i>Deals</i>	7,27	2,06
Oferte de cumpărare / <i>Purchasing offers</i>	0,00	0,00
Oferte de preluare / <i>Takeover bids</i>	0,00	0,00
Oferte de vânzare / <i>Offers for sale</i>	0,00	0,00
Vanzari speciale la ordin / <i>Special sellings</i>	0,00	0,00
Număr tranzacții <i>Number of trades</i>		22904
Intermediari activi*** <i>Active Intermediaries***</i>		73

* la sfârșitul lunii, disponibile la tranzacționare / *end of the month, available for trading*

** la sfârșitul lunii / *end of month*

*** cel puțin o tranzacție / *at least one trade*

II. Evoluția globală a pieței / Overall market evolution

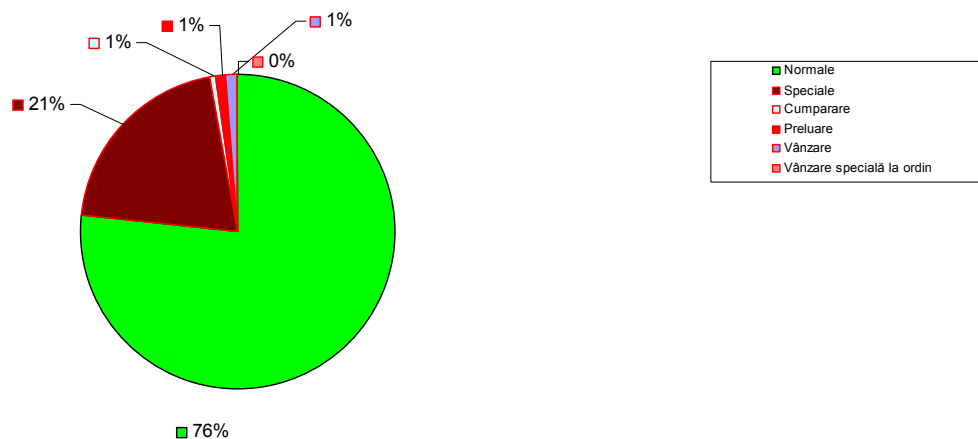


	MIN	MAX	CLOSE	Evol. lună/month	Evol. 2008
RASDAQ-C	3983,21	4181,80	4011,33	-3,17%	-13,33%

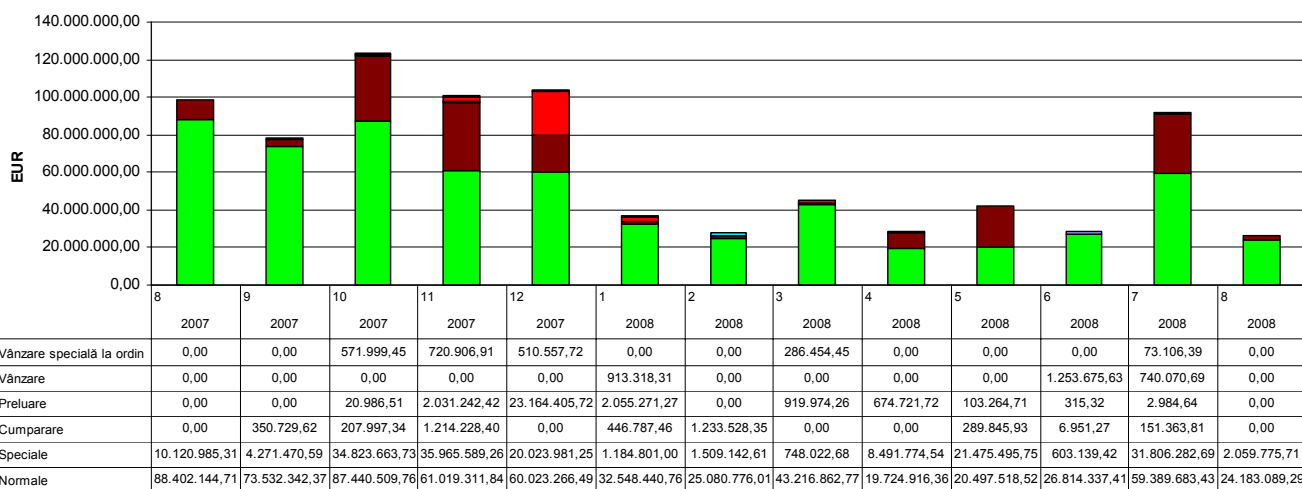
	Symbol	Emitent / Company	Contrib(%). ¹⁾
1.	VENU	LONG BRIDGE B.U.H. SA BUCURESTI (VENTILATORUL)	0,43%
2.	CAIN	CASA ALBA - INDEPENDENTA SA SIBIU	0,18%
3.	DUCL	DUCTIL SA BUZAU	0,15%
4.	ARDF	ASIGURARE REASIGURARE ARDAF SA Bucuresti	0,15%
5.	OMEC	AGROMECC SA GIURGIU	0,15%
1.	COSC	COMNORD SA BUCURESTI	-0,43%
2.	SROY	TMK-RESITA SA RESITA (COMBINATUL SIDERURGIC)	-0,32%
3.	METV	METAV SA BUCURESTI	-0,29%
4.	BRNA	ROMNAV SA BRAILA	-0,22%
5.	BUTU	BUCURESTI TURISM SA BUCURESTI	-0,21%

¹⁾ contribuția la evoluția în puncte procentuale a indicelui RASDAQ C
contribution to the percentage-evolution of the Composite Index

Distributia valorii tranzactiilor pe operatiuni 2008
Turnover distribution across operations 2008



Evolutia pietei (Market Evolution)
(2008)



Luna/Month

III. Intermediari autorizati / Authorised intermediaries

Top lunar / monthly

	Broker/ Dealer/ Credit Institution	TOTAL (lei)	Oferte Publice (lei) Buy/Sell Offers
1.	UniCredit CAIB SECURITIES ROMANIA SA	42.203.084	0
2.	INTERDEALER CAPITAL INVEST	27.095.650	0
3.	CARPATICA INVEST	14.257.006	0
4.	KBC SECURITIES ROMANIA S.S.I.F.	10.223.522	0
5.	IFB FINWEST	9.133.632	0
6.	BT SECURITIES	9.010.982	0
7.	RAIFFEISEN CAPITAL & INVESTMENT	8.320.522	0
8.	SSIF BROKER	6.491.771	0
9.	VANGUARD	5.075.371	0
10.	KD CAPITAL MANAGEMENT	3.955.923	0
11.	EFG EUROBANK SECURITIES	3.172.879	0
12.	S.S.I.F. ORIZONT VEST	3.104.357	0
13.	HTI VALORI MOBILIARE	3.028.523	0
14.	S.S.I.F. VIENNA INVESTMENT TRUST S.A.	2.878.382	0
15.	ESTINVEST	2.543.900	0
16.	INTERCAPITAL INVEST	2.307.938	0
17.	ROMCAPITAL	2.299.551	0
18.	INTERVAM	1.831.681	0
19.	GM INVEST	1.755.882	0
20.	VOLTINVEST	1.638.374	0
21.	CONFIDENT INVEST BUCURESTI	1.586.212	0
22.	WBS ROMANIA	1.316.472	0
23.	EQUITY INVEST	1.274.440	0
24.	ACTINVEST	1.192.098	0
25.	BRD SECURITIES - GROUPE SOCIETE GENERALE	1.180.622	0
26.	ALPHA FINANCE ROMANIA	1.134.276	0
27.	NOVA INVEST	1.053.102	0
28.	IEBA TRUST	1.031.406	0
29.	ING BANK N.V. AMSTERDAM - SUCURSALA BUCURESTI	964.218	0
30.	HARINVEST	923.748	0
31.	TARGET CAPITAL	906.911	0
32.	SUPER GOLD INVEST	878.888	0
33.	INTERFINBROK CORPORATION	838.685	0
34.	OLTENIA GRUP INVEST	831.289	0
35.	PRIME TRANSACTION	769.771	0
36.	ROMBELL SECURITIES	760.155	0
37.	ACTIVE INTERNATIONAL	713.475	0
38.	S.S.I.F. PIRAEUS SECURITIES ROMANIA	709.349	0
39.	MUNTENIA GLOBAL INVEST	649.855	0
40.	BCR SECURITIES	541.244	0
41.	UNICAPITAL	527.139	0
42.	EASTERN SECURITIES	446.560	0
43.	S.S.I.F. TAILWIND SECURITIES S.A.(fost Unicredit Securities)	406.929	0
44.	EUROSAVAM	365.306	0
45.	VALMOB INTERMEDIA	357.381	0
46.	ETEBA ROMANIA	344.965	0
47.	SOCIETATEA DE SERVICII DE INVESTITII FINANCIARE STK TRADING	320.631	0
48.	DORINVEST	310.821	0
49.	SOCIETATEA DE SERVICII DE INVESTITII FINANCIARE ROMINTRADE	264.710	0
50.	VENTRUST INVESTMENT	187.321	0
51.	TRANSILVANIA CAPITAL	178.712	0
52.	TREND	142.268	0
53.	ELDAINVEST	133.562	0
54.	ROINVEST BUCOVINA	111.726	0
55.	INVEST TRUST	105.721	0
56.	EGNATIA SECURITIES	104.444	0
57.	BANK LEUMI ROMANIA	88.743	0
58.	BUCURESTI GLOBAL INVEST	81.476	0
59.	ROMAXA FINANCE S.A.	73.899	0
60.	BANCA COMERCIALA ROMANA	71.763	0
61.	SSIF MAXWELL RAND SECURITIES INTERNATIONAL	61.050	0
62.	TGH INVESTMENT	51.378	0
63.	CENTRAL EUROPEAN INVESTMENTS	37.531	0
64.	GLOBAL VALORI MOBILIARE	27.630	0

	Broker/ Dealer/ Credit Institution	TOTAL (lei)	Oferte Publice (lei) Buy/Sell Offers
65.	G.I.F. - GRUPUL DE INTERMEDIERE FINANCIARA	25.677	0
66.	GOLDRING	19.751	0
67.	S.S.I.F. FORTIUS FINANCE	11.350	0
68.	S.C. VALAHIA CAPITAL S.A.	9.988	0
69.	MKB ROMEXTERRA BANK	7.714	0
70.	H B INVEST	4.625	0
71.	ABN AMRO SECURITIES (ROMANIA)	3.330	0
72.	ESTEIRO CAPITAL	3.270	0
73.	FINACO SECURITIES	1.315	0

TOP 2008

	Broker/ Dealer/ Credit Institution	TOTAL (lei)	Oferte Publice (lei) Buy/Sell Offers
1.	HTI VALORI MOBILIARE	208.864.090	1.973.252
2.	ROMCAPITAL	189.200.260	6.799.467
3.	RAIFFEISEN CAPITAL & INVESTMENT	173.291.782	3.182
4.	SSIF BROKER	137.334.377	8.169.110
5.	IFB FINWEST	126.908.579	14.585.053
6.	CARPATICA INVEST	126.850.309	6.041.204
7.	BT SECURITIES	116.705.206	8.918.516
8.	INTERDEALER CAPITAL INVEST	102.330.397	3.639.779
9.	KBC SECURITIES ROMANIA S.S.I.F.	98.826.980	0
10.	ACTINVEST	95.939.533	6.710.519
11.	EFG EUROBANK SECURITIES	83.705.519	0
12.	UniCredit CAIB SECURITIES ROMANIA SA	77.958.779	281.106
13.	ACTIVE INTERNATIONAL	72.362.102	55.989
14.	VANGUARD	67.594.606	49.006
15.	ING BANK N.V. AMSTERDAM - SUCURSALA BUCURESTI	54.861.522	286.000
16.	S.S.I.F. TAILWIND SECURITIES S.A.(fost Unicredit Securities)	41.299.084	19.638
17.	ESTINVEST	33.935.620	614.406
18.	EASTERN SECURITIES	29.704.931	10.868
19.	S.S.I.F. ORIZONT VEST	26.020.182	0
20.	INTERCAPITAL INVEST	25.603.820	1.939
21.	BRD SECURITIES - GROUPE SOCIETE GENERALE	25.226.191	460.150
22.	GM INVEST	24.483.780	252.101
23.	VENTRUST INVESTMENT	24.219.729	31.795
24.	BANCA COMERCIALA ROMANA	24.185.693	0
25.	NOVA INVEST	23.945.096	168.606
26.	CONFIDENT INVEST BUCURESTI	21.607.130	1.089.651
27.	ALPHA FINANCE ROMANIA	20.533.098	4.990.426
28.	BUCURESTI GLOBAL INVEST	20.509.625	8.866
29.	UNICAPITAL	20.349.711	3.614
30.	SOCIETATEA DE SERVICII DE INVESTITII FINANCIARE ROMINTRADE	19.801.914	19.143
31.	ELDAINVEST	17.659.467	26.010
32.	SOCIETATEA DE SERVICII DE INVESTITII FINANCIARE STK TRADING	17.539.244	1.155
33.	EQUITY INVEST	16.843.194	0
34.	INTERVAM	16.312.274	1.118.783
35.	WBS ROMANIA	15.122.653	0
36.	PRIME TRANSACTION	13.756.682	0
37.	VOLTINVEST	12.782.577	1.343
38.	KD CAPITAL MANAGEMENT	12.560.690	0
39.	TARGET CAPITAL	12.074.397	0
40.	IEBA TRUST	11.325.277	0
41.	HARINVEST	9.961.859	0
42.	SSIF MOBINVEST	9.411.959	32.458
43.	ROMBELL SECURITIES	9.249.862	0
44.	INTERFINBROK CORPORATION	8.947.680	290.817
45.	S.S.I.F. VIENNA INVESTMENT TRUST S.A.	8.638.660	35.485
46.	SUPER GOLD INVEST	8.391.767	13.758
47.	VALMOB INTERMEDIA	7.061.813	145.318
48.	S.S.I.F. PIRAEUS SECURITIES ROMANIA	6.997.811	8.646
49.	MUNTENIA GLOBAL INVEST	6.475.215	12.234
50.	OLTENIA GRUP INVEST	4.750.688	0
51.	TGH INVESTMENT	3.966.351	497.177
52.	GOLDRING	3.911.452	0
53.	ETEBA ROMANIA	3.668.542	0
54.	DORINVEST	3.615.703	8.029
55.	BCR SECURITIES	3.533.155	5.160
56.	G.I.F. - GRUPUL DE INTERMEDIERE FINANCIARA	3.456.967	0
57.	EUROSAVAM	3.356.020	0
58.	TRANSILVANIA CAPITAL	3.354.856	0
59.	ROMAXA FINANCE S.A.	3.043.086	0
60.	TREND	2.901.662	1.008
61.	EGNATIA SECURITIES	2.371.482	0
62.	INVEST TRUST	2.320.118	0
63.	CENTRAL EUROPEAN INVESTMENTS	2.175.350	0
64.	ROIINVEST BUCOVINA	1.697.615	0
65.	ABN AMRO SECURITIES (ROMANIA)	1.587.870	0
66.	SSIF MAXWELL RAND SECURITIES INTERNATIONAL	1.509.719	0

	Broker/ Dealer/ Credit Institution	TOTAL (lei)	Oferte Publice (lei) Buy/Sell Offers
67.	BANK LEUMI ROMANIA	1.180.312	0
68.	WOOD & COMPANY FINANCIAL SERVICES, a.s. PRAGA	585.412	0
69.	GLOBAL VALORI MOBILIARE	555.498	0
70.	FINACO SECURITIES	523.360	0
71.	H B INVEST	404.415	0
72.	S.S.I.F. FORTIUS FINANCE	369.702	0
73.	S.C. VALAHIA CAPITAL S.A.	119.304	0
74.	ESTEURO CAPITAL	60.835	0
75.	DELTA VALORI MOBILIARE	46.020	0
76.	MKB ROMEXTERRA BANK	10.436	0

IV. Categoria I / 1st Category

Nr. societăți listate <i>No. of listed companies</i>	Capitalizare* <i>Capitalization*</i>	Valoare lunară* <i>Monthly turnover*</i>	Valoare 2008* <i>2008 turnover*</i>
8	271,55	0,97	20,73

*mil. EURO / EURO m

	MIN	MAX	MAX 2008	Close	Var%	2008 Var%
RAQ-I	3747,61	4319,73	4468,98	3865,67	-7,94%	-14,04%

Emitenți listați la Categoria I / First Category Companies

Symbol	Denumire companie Company	Sector	Cap. ⁽¹⁾ (EUROm)	Val / Tv. ⁽²⁾ (EURO)	Val./Tv. 2008 ⁽³⁾ (EURO)	Ult. Pret Last Price (lei)	EPS 2007 ⁽⁴⁾ (lei)	Var% ⁽⁵⁾
AVBU	AVERSA SA BUCURESTI	Masini, echipamente/Machinery and equipment	2,26			1,2000		0,00%
BRCR	BRAICONF SA BRAILA	Alte domenii/Other	6,60	11.040	1.157.602	0,5200	0,0094	0,00%
ELMA	ELECTROMAGNETICA SA BUCURESTI	Masini, echipamente/Machinery and equipment	74,63	702.308	5.725.792	0,7800	0,0452	-15,21%
PTRO	ARCELORMITTAL TUBULAR PRODUCTS ROMAN SA (fost MITTAL STEEL ROMAN)	Metalurgie/Metallurgy and metal products	33,32	32.978	791.312	8,1500	-2,7896	-12,83%
SEVE	SEVERNAV SA DR. TR. SEVERIN	Alte domenii/Other	11,27	2.599	66.885	7,9000	-2,7767	-12,22%
SNBB	AKER BRAILA SA (SANTIERUL NAVAL)	Alte domenii/Other	13,82	57	430.663	1,5000	-1,6025	-19,35%
UPET	UPET SA TARGOVISTE	Masini, echipamente/Machinery and equipment	4,67	4.638	163.802	1,3800	0,4665	7,81%
VEGA	ROMPETROL SA BUCURESTI	Chimie, Petrochimie/Chemicals, oil refining	124,99	217.713	12.393.717	0,2530	0,0278	2,01%

(1) Capitalizarea la sfârșitul lunii / Market capitalization at the end of the month

(2) Valoarea lunară a tranzacțiilor / Monthly turnover by value

(3) Valoarea tranzacțiilor pe anul în curs / Current year turnover by value

(4) Profitul/Pierderea neta pe acțiune la 31.12. 2007 / Net earnings/loss per share – 12/31/2007

(5) Variația lunară a pretului exprimat în lei / Monthly change of national currency denominated price

V. Categoria a II-a / 2nd Category

Nr. societăți listate <i>No. of listed companies</i>	Capitalizare* <i>Capitalization*</i>	Valoare lunară* <i>Monthly turnover*</i>	Valoare 2008* <i>2008 turnover*</i>
9	169,53	0,11	40,33

*mil. EURO / EURO m

	MIN	MAX	MAX 2008	Close	Var%	2008 Var%
RAQ-II	6673,97	7008,14	8140,30	6799,19	-2,60%	-17,09%

Emitenți listați la Categoria a II-a / *Second Category Companies*

Symbol	Denumire companie Company	Sector	Cap. ⁽¹⁾ (EURO m)	Val / Tv. ⁽²⁾ (EURO)	Val./Tv. 2008 ⁽³⁾ (EURO)	Ult. Pret Last Price (lei)	EPS 2007 ⁽⁴⁾ (lei)	Var% ⁽⁵⁾
AUTT	AUTOMATICA SA VOLUNTARI (fosta AUTOMATICA BUCURESTI)	Masini, echipamente/Machinery and equipment	6,88	2.599	64.216	0,6100	0,0103	-12,85%
CMVX	COMVEX SA CONSTANTA	Alte domenii/Other	62,82	22.971	38.208.948	50,2000	3,4014	0,40%
CONFM	CONSTRUCTII FERROVIARE MOLDOVA SA IASI	Constructii, Materiale constructii/Construction, building materials	0,43	548	77.858	0,0570	-1,1268	6,54%
FLAO	FLAROS SA BUCURESTI	Alte domenii/Other	8,28	1.761	144.240	28,0000	0,4520	0,00%
ILEF	ILEFOR SA TG. MURES	Alte domenii/Other	0,55	3.228	30.634	0,1200	0,2041	14,28%
INOX	INOX SA MAGURELE (fost INOX BUCURESTI)	Metalurgie/Metallurgy and metal products	2,35	809	12.399	1,8900	-0,5393	26,84%
ROMT	ROMPORTMET SA GALATI	Alte domenii/Other	78,80	69.765	808.928	11,0000	1,6567	0,00%
TEHO	BEGA TEHNOMET SA TIMISOARA	Metalurgie/Metallurgy and metal products	4,66	1.091	25.486	8,0000	0,3938	-9,60%
UNISEM	UNISEM SA BUCURESTI	Comert/Trade	4,77	12.116	182.644	0,0650	0,0022	-11,56%

(1) Capitalizarea la sfârșitul lunii / *Market capitalization at the end of the month*

(2) Valoarea lunară a tranzacțiilor / *Monthly turnover by value*

(3) Valoarea tranzacțiilor pe anul în curs / *Current year turnover by value*

(4) Profitul/Pierdere netă pe acțiune la 31.12. 2007 / *Net earnings/loss per share – 12/31/2007*

(5) Variația lunară a pretului / *Monthly price change*

VI. Categoria de bază / Base Category

Nr. societăți listate <i>No. of listed companies</i>	Capitalizare¹⁾ <i>Capitalization¹⁾</i>	Valoare lunară¹⁾ <i>Monthly turnover¹⁾</i>	Valoare 2008¹⁾ <i>2008 turnover¹⁾</i>
1773	4521,23	25,16	267,43

¹⁾mil. EURO**Top 10 capitalizare / capitalization**

	Symbol	Emitent / Company	Capitalizare <i>Capitalization (EURO m)</i>
1.	AUCS	AUTOMOBILE CRAIOVA SA CRAIOVA	143,70
2.	VEGA	ROMPETROL SA BUCURESTI	124,99
3.	PRSN	PROSPECTIUNI SA BUCURESTI	101,62
4.	COSC	COMNORD SA BUCURESTI	96,26
5.	RORX	ROMAERO SA BUCURESTI	93,70
6.	COTE	CONPET SA Ploiesti	93,12
7.	ATRA	ASIGURARE - REASIGURARE ASTRA SA Bucuresti	92,28
8.	SCDM	UNIREA SHOPPING CENTER SA Bucuresti	85,29
9.	ROMT	ROMPORTMET SA GALATI	78,80
10.	SROY	TMK-RESITA SA RESITA (COMBINATUL SIDERURGIC)	76,02

Oferte publice / Public Offerings

Symbol	Nume emitent / <i>Company</i>	Ofertant / Initiator	Administrator	Inceput / <i>Start</i>	Sfirsit / <i>Close</i>	Pret / <i>Price</i>	Pachet / <i>Target</i>	Obtinut / <i>Result</i>	Valoare / Value <i>(lei)</i>	Tip / <i>Type</i>

P – Oferta de preluare / *takeover bid*C – Oferta de cumparare / *purchasing offer*V – Oferta de vanzare / *offer for sale*O – Vânzare specială la ordin / *special selling*