

MONTHLY STATISTICAL REPORT SEPTEMBER 2008

Total market share SASE in BiH – September 2008

September 2008	Turnover on SASE	Turnover in BiH	% SASE in BiH
Turnover (KM)	98.870.050 KM	112.175.165 KM	88,14%

Turnover by trading days

Date	Volume	Turnover (KM)	No. of trades
1.9.2008.	33.073	700.200 KM	103
2.9.2008.	45.613	11.899.836 KM	221
3.9.2008.	31.373	433.466 KM	112
4.9.2008.	24.632	294.284 KM	112
5.9.2008.	66.924	699.813 KM	94
8.9.2008.	29.349	375.506 KM	85
9.9.2008.	82.239	60.376.623 KM	97
10.9.2008.	22.531	584.880 KM	116
11.9.2008.	27.165	335.627 KM	106
12.9.2008.	168.009	1.495.240 KM	84
15.9.2008.	25.853	471.134 KM	171
16.9.2008.	19.863	438.767 KM	162
17.9.2008.	76.674	794.962 KM	189
18.9.2008.	50.797	1.121.968 KM	235
19.9.2008.	412.531	12.177.225 KM	267
22.9.2008.	135.273	962.095 KM	129
23.9.2008.	225.227	3.655.712 KM	170
24.9.2008.	22.401	386.693 KM	103
25.9.2008.	10.768	256.813 KM	86
26.9.2008.	133.429	782.034 KM	101
29.9.2008.	16.559	627.174 KM	111
Total	1.660.283	98.870.050 KM	2.854
Average per day	79.061	4.708.098 KM	135

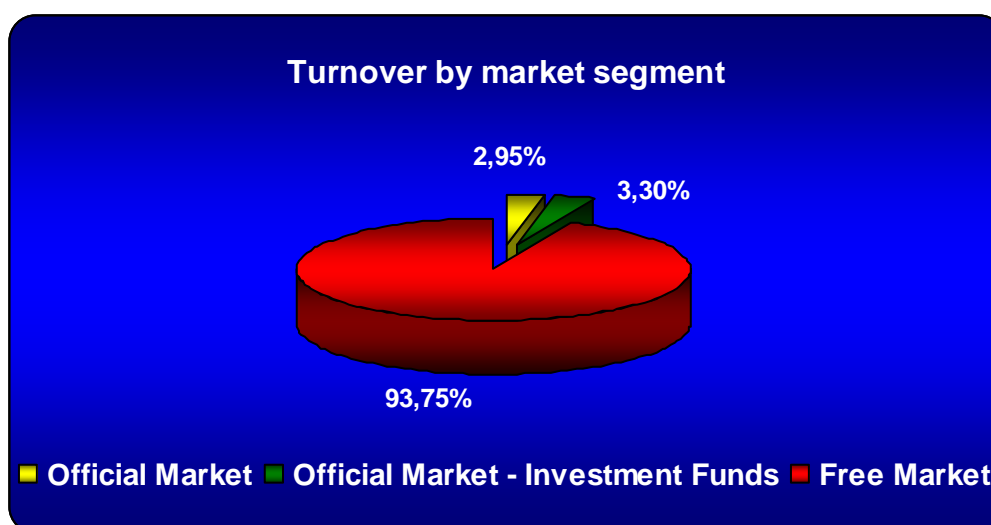


Primary market

Date	Issuer	Symbol	Price	Value	Volume
09.09.2008.	Unicredit Zagrebačka banka d.d. Mostar	ZGBMOJP1	1.000,00 KM	60.000.000,00 KM	60.000
Total	-	-	-	60.000.000,00 KM	60.000

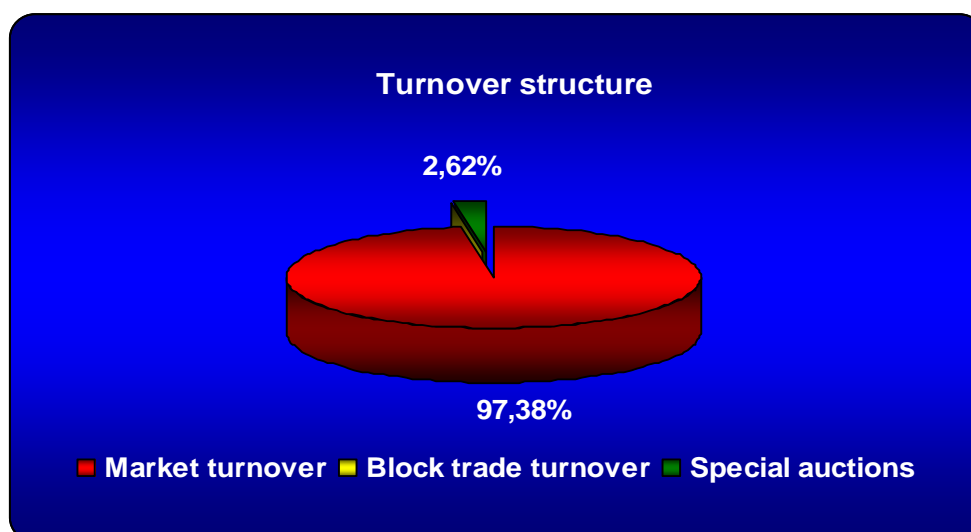
Secondary market - Turnover by market segment

Indicator	Official Market	%	Official Market – Investment Funds	%	Free Market	%
Turnover (KM)	1.146.862 KM	2,95%	1.284.220 KM	3,30%	36.438.968 KM	93,75%
Volume	60.529	3,78%	148.906	9,30%	1.390.848	86,91%
No. of trades	417	14,62%	390	13,67%	2.046	71,71%



Market turnover and Block trade turnover

Indicator	Market turnover	%	Block trade turnover	%	Special auctions	%	Total
Turnover (KM)	37.852.641 KM	97,38%	0 KM	0,00%	1.017.410 KM	2,62%	38.870.050 KM
Volume	1.392.157	86,99%	0	0,00%	208.126	13,01%	1.600.283

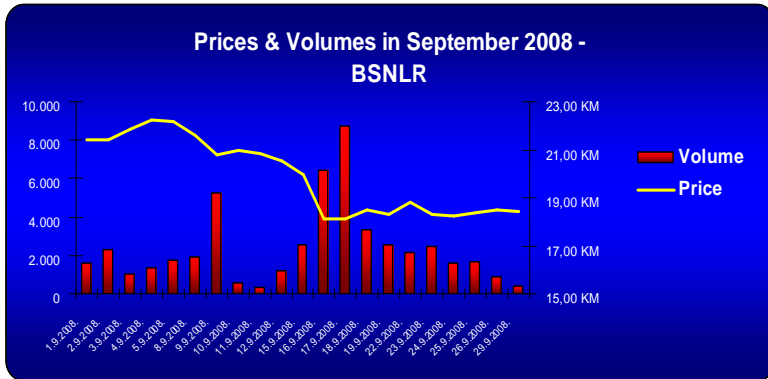


Special auctions in September 2008

Date	Issuer	Symbol	Buyer	Seller	Price	Value	Volume
22.09.2008.	Pobjeda Rudet d.d. Goražde	PRDGRK3A	IF Bonus d.d. Sarajevo	6,38 KM	615.408,42 KM	96.459	22.09.2008.
26.09.2008.	Mlin d.d. Ustikolina	MLUSRK3A	IF Bonus d.d. Sarajevo	3,60 KM	402.001,20 KM	111.667	26.09.2008.
Total	-	-	-	-	1.017.409,62 KM	208.126	Ukupno

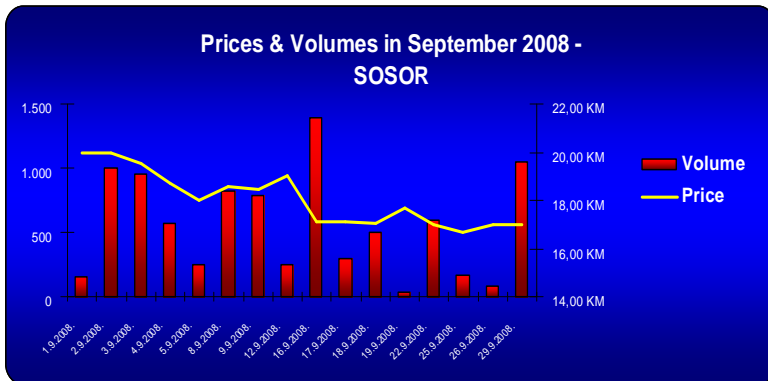
Issuers on the Official Market ranked by turnover in September 2008

Issuer	No. of trades	Turnover	Volume	Monthly price change (%)
Bosnalijek d.d. Sarajevo	350	969.319,56 KM	49.996	-15,54%
Sarajevo osiguranje d.d. Sarajevo	59	161.602,41 KM	8.903	-19,19%
Klas d.d. Sarajevo	8	15.939,90 KM	1.630	-4,55%
Total	417	1.146.861,87 KM	60.529	



„Bosnalijek“ d.d. Sarajevo
 Symbol: BSNLR
 No. of securities: 7.596.256
 Par value: 10,00 KM

September 2008
 Total turnover: 969.319,56 KM
 Volume: 49.996
 No. of trades: 350
 Start price: 21,43 KM
 Last price: 18,43 KM



„Sarajevo osiguranje“ d.d. Sarajevo
 Symbol: SOSOR
 No. of securities: 4.634.633
 Par value: 12,50 KM

September 2008
 Total turnover: 161.602,41 KM
 Volume: 8.903
 No. of trades: 59
 Start price: 20,00 KM
 Last price: 16,97 KM

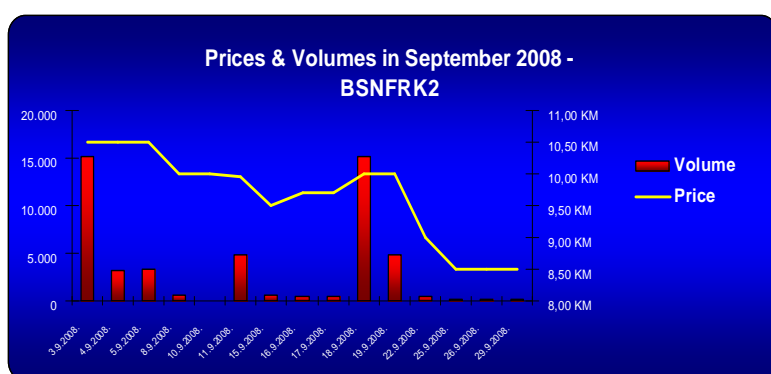


„Klas“ d.d. Sarajevo
 Symbol: KLASR
 No. of securities: 5.093.364
 Par value: 10,00 KM

September 2008
 Total turnover: 15.939,90 KM
 Volume: 1.630
 No. of trades: 8
 Start price: 10,99 KM
 Last price: 10,50 KM

Investment Funds ranked by turnover in September 2008

Issuer	No. of trades	Turnover	Volume	Monthly price change (%)
IF Bosfin d.d. Sarajevo	44	507.171,09 KM	49.847	-19,05%
IF BIG Invest. gr. d.d. Sarajevo	167	370.334,89 KM	52.619	-18,45%
IF Prevent Invest d.d. Sarajevo	35	121.859,74 KM	11.224	-28,47%
IF Herbos fond d.d. Mostar	23	107.160,98 KM	10.375	-17,57%
IF Crobih fond d.d. Mostar	28	85.942,70 KM	8.208	-20,00%
IF Prof-Plus d.d. Sarajevo	31	33.338,29 KM	5.082	-10,84%
IF Eurofond-1 d.d. Tuzla	27	26.414,32 KM	6.706	-9,78%
IF Bonus d.d. Sarajevo	16	13.762,03 KM	2.308	-3,85%
IF Fortuna fond d.d. Bihać	9	12.801,82 KM	1.787	-18,32%
IF Naprijed d.d. Sarajevo	6	3.211,15 KM	438	0,00%
IF MI Group d.d. Sarajevo	4	2.223,10 KM	312	-14,25%
Total	390	1.284.220,11 KM	148.906	

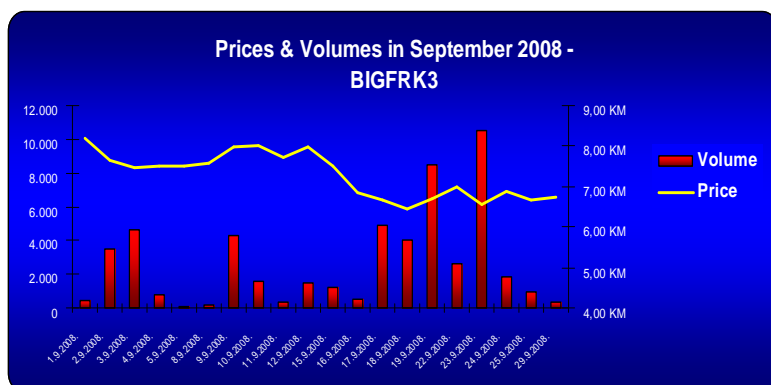


IF „Bosfin“ d.d. Sarajevo

Symbol: BSNFRK2
 No. of securities: 3.027.251
 Par value: 18,50 KM

September 2008

Total turnover: 507.171,09 KM
 Volume: 49.847
 No. of trades: 44
 Start price: 10,50 KM
 Last price: 8,50 KM

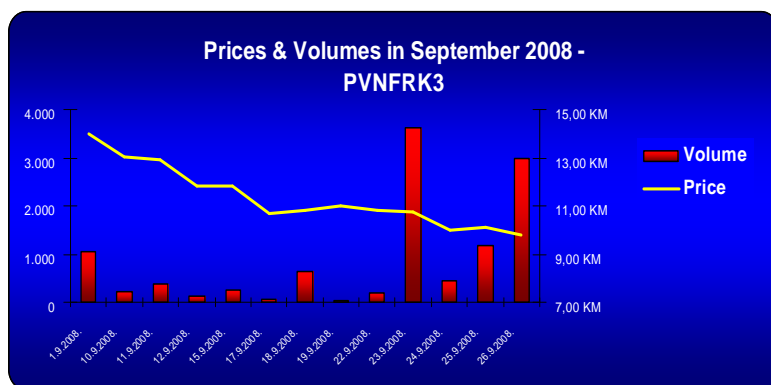


IF „Big Invest. gr.“ d.d. Sarajevo

Symbol: BIGFRK3
 No. of securities: 10.654.406
 Par value: 25,70 KM

September 2008

Total turnover: 370.334,89 KM
 Volume: 52.619
 No. of trades: 167
 Start price: 8,19 KM
 Last price: 6,72 KM



IF „Prevent Invest“ d.d. Sarajevo

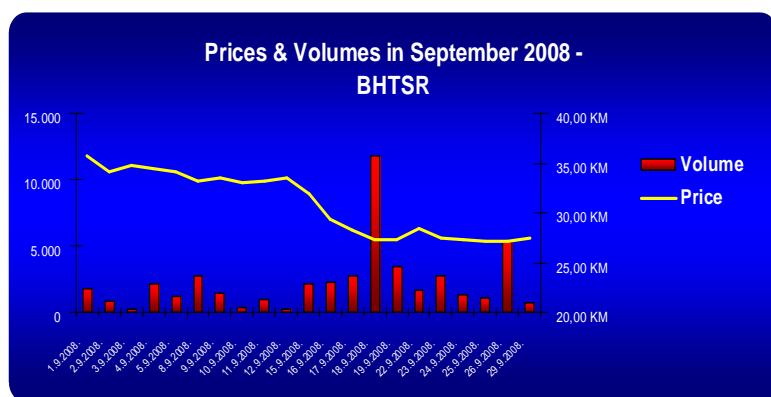
Symbol: PVNFRK3
 No. of securities: 2.021.967
 Par value: 39,45 KM

September 2008

Total turnover: 121.859,74 KM
 Volume: 11.224
 No. of trades: 35
 Start price: 13,99 KM
 Last price: 9,80 KM

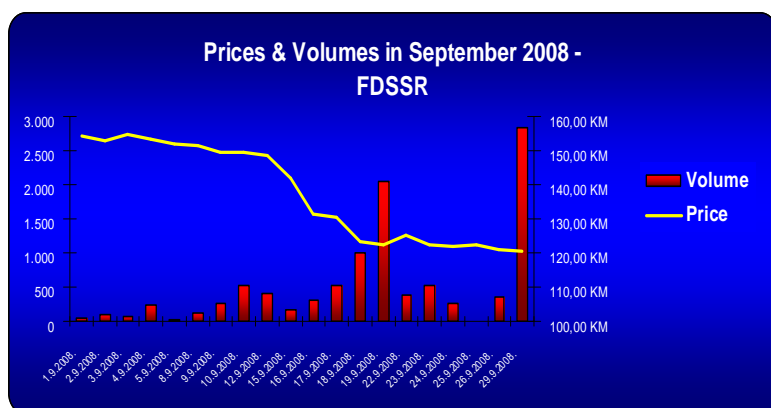
Issuers on the Free Market ranked by turnover in September 2008

Issuer	No. of trades	Turnover	Volume	Monthly price change (%)
Ingram d.d. Srebrenik	95	11.941.134,94 KM	398.725	2,53%
Unioninvest izgradnja objekata d.d. Sarajevo	107	11.601.491,51 KM	25.822	15,71%
GP Bosnaputevi d.d. Sarajevo	11	2.837.320,00 KM	185.609	70,00%
BH Telecom d.d. Sarajevo	370	1.388.069,17 KM	47.154	-25,15%
Fabrika duhana Sarajevo d.d. Sarajevo	246	1.304.382,33 KM	10.195	-21,98%
Energoinvest - TSO d.d. Sarajevo	6	1.287.972,48 KM	160.551	-42,61%
IK Banka d.d. Zenica	122	730.814,85 KM	4.871	-13,53%
JP Elektroprivreda BiH d.d. Sarajevo	133	635.811,09 KM	12.712	-32,26%
PC Proactiv d.d. Sarajevo	2	410.021,00 KM	35.654	0,00%
Sarajevska Pivara d.d. Sarajevo	18	384.530,19 KM	11.565	-37,47%
Total Top10 Issuers	1.092	32.137.017,37 KM	881.293	



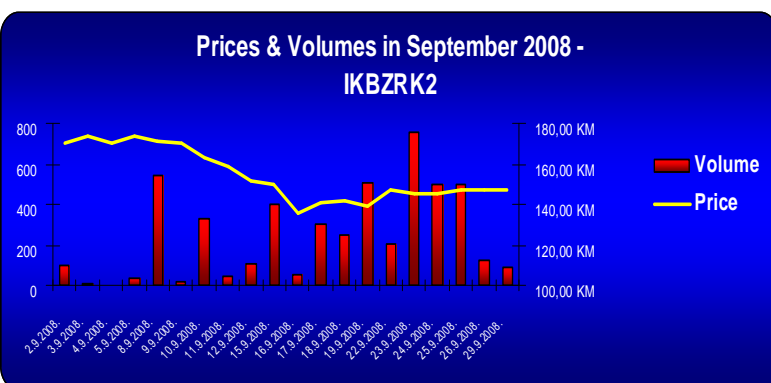
„BH Telecom“ d.d. Sarajevo
 Symbol: BHTSR
 No. of securities: 63.457.358
 Par value: 10,00 KM

September 2008
 Total turnover: 1.388.069,17KM
 Volume: 47.154
 No. of trades: 370
 Start price: 35,78 KM
 Last price: 27,47 KM



„Fabrika duhana Sarajevo“ d.d. Sarajevo
 Symbol: FDSSR
 No. of securities: 1.281.712
 Par value: 100,00 KM

September 2008
 Total turnover: 1.304.382,33 KM
 Volume: 10.195
 No. of trades: 246
 Start price: 154,42 KM
 Last price: 120,55 KM



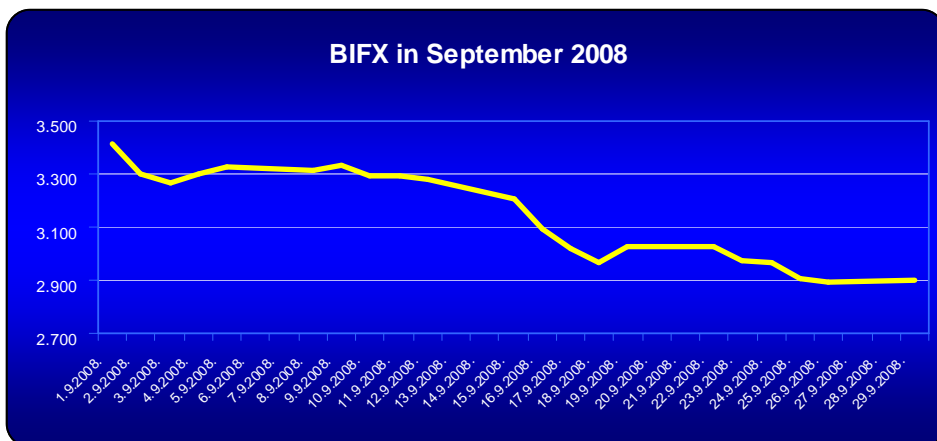
„IK banka“ d.d. Zenica
 Symbol: IKBZRK2
 No. of securities: 291.240
 Par value: 100,00 KM

September 2008
 Total turnover: 730.814,85 KM
 Volume: 4.871
 No. of trades: 122
 Start price: 170,01 KM
 Last price: 147,00 KM

SASE Indices in September 2008

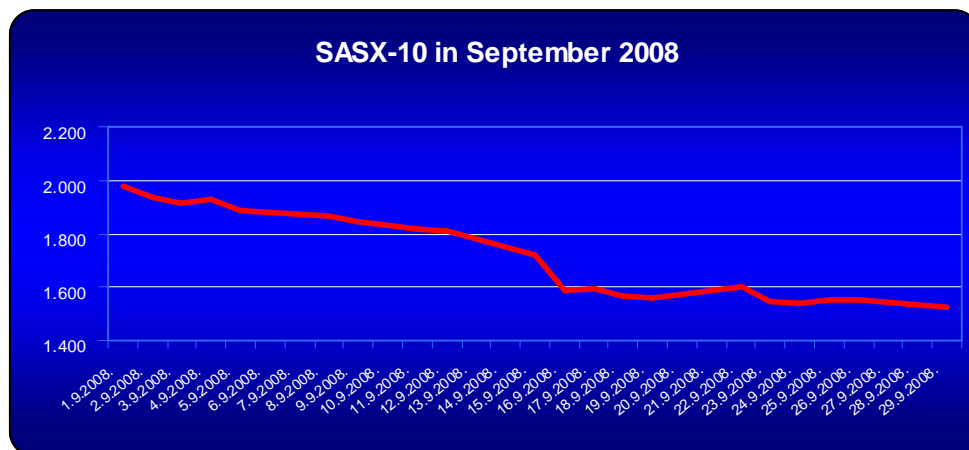
Date	Value of BIFX	% changes
29.8.2008.	3.430,42	-
1.9.2008.	3.412,98	-0,51%
2.9.2008.	3.302,68	-3,23%
3.9.2008.	3.263,56	-1,18%
4.9.2008.	3.303,14	1,21%
5.9.2008.	3.323,62	0,62%
8.9.2008.	3.312,37	-0,34%
9.9.2008.	3.335,99	0,71%
10.9.2008.	3.291,31	-1,34%
11.9.2008.	3.290,07	-0,04%
12.9.2008.	3.277,13	-0,39%
15.9.2008.	3.205,85	-2,18%
16.9.2008.	3.090,80	-3,59%
17.9.2008.	3.018,41	-2,34%
18.9.2008.	2.969,62	-1,62%
19.9.2008.	3.026,65	1,92%
22.9.2008.	3.028,61	0,06%
23.9.2008.	2.973,14	-1,83%
24.9.2008.	2.966,20	-0,23%
25.9.2008.	2.903,53	-2,11%
26.9.2008.	2.895,41	-0,28%
29.9.2008.	2.902,54	0,25%
Monthly change	-527,88	-15,39%

Bosnian Investment Fund Index

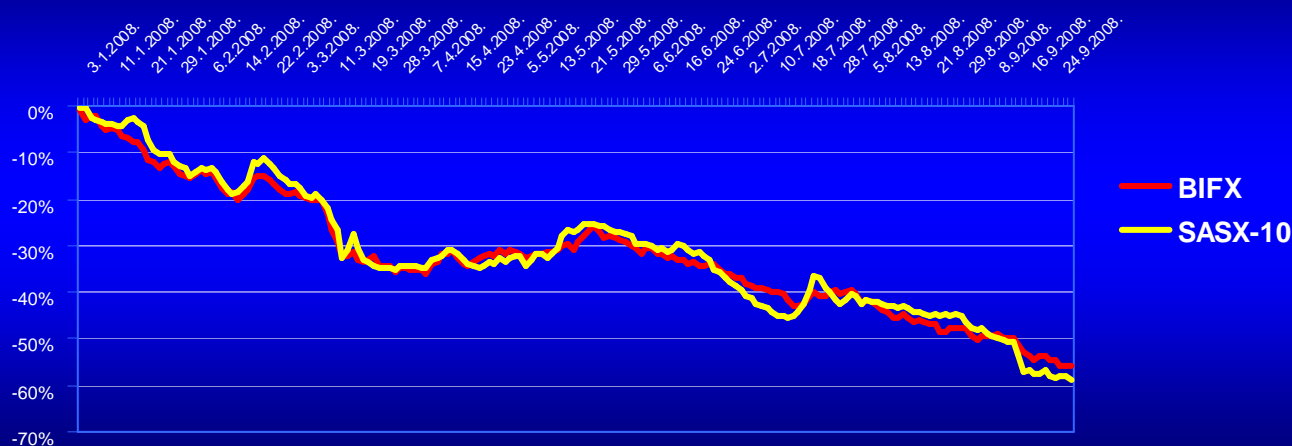


Date	Value of SASX-10	% changes
29.8.2008.	2.030,54	-
1.9.2008.	1.977,25	-2,62%
2.9.2008.	1.934,51	-2,16%
3.9.2008.	1.917,95	-0,86%
4.9.2008.	1.930,21	0,64%
5.9.2008.	1.887,14	-2,23%
8.9.2008.	1.863,62	-1,25%
9.9.2008.	1.842,15	-1,15%
10.9.2008.	1.832,40	-0,53%
11.9.2008.	1.820,42	-0,65%
12.9.2008.	1.813,55	-0,38%
15.9.2008.	1.722,71	-5,01%
16.9.2008.	1.587,42	-7,85%
17.9.2008.	1.594,33	0,44%
18.9.2008.	1.566,06	-1,77%
19.9.2008.	1.559,04	-0,45%
22.9.2008.	1.599,02	2,56%
23.9.2008.	1.546,32	-3,30%
24.9.2008.	1.539,50	-0,44%
25.9.2008.	1.555,61	1,05%
26.9.2008.	1.552,80	-0,18%
29.9.2008.	1.524,80	-1,80%
Monthly change	-505,74	-24,91%

Sarajevo Stock Exchange Index - 10



Indices in 2008



Issuers on SASE

September 2008	
Listed Issuers	531
Official Market	3
Official Market – Investment Funds	11
Free Market	517
New listings	3
Trading suspension	2
Symbol changes	2

Listings on the Free Market

Issuer	Symbol	Listing date	Par value	No. of securities
Mehanika d.d. Orašje	MHKOR	05.09.2008.	100,00 KM	29.715
Unibroker d.d.Sarajevo	UBRSR	11.09.2008.	100,00 KM	3.500
OBN d.d. Sarajevo	OBNSR	12.09.2008.	100,00 KM	500

Member of SASE ranked by turnover in September 2008

No.	Member of SASE	Total turnover*
1.	"Eurohaus" Sarajevo	154.389.278,54 KM
2.	"Auctor BH" Mostar	13.471.647,11 KM
3.	"VGT Broker" Visoko	8.237.152,12 KM
4.	"Hypo-Alpe-Adria Vrijednosnice" Sarajevo	3.131.232,97 KM
5.	"ICM Capital" Sarajevo	3.068.948,57 KM
6.	"Bond Invest" Mostar	2.793.312,42 KM
7.	"Raiffeisen Brokers" Sarajevo	2.452.985,78 KM
8.	"eBrokers" Sarajevo	1.664.124,29 KM
9.	"AW Broker" Sarajevo	1.646.129,60 KM
10.	"Fima International" Sarajevo	1.380.605,35 KM
11.	"Unibroker" Sarajevo	1.302.325,27 KM
12.	"AA Kapital Brokers" Bihac	917.661,45 KM
13.	"General Broker" Sarajevo	888.677,39 KM
14.	"Kvantum" Sarajevo	490.275,79 KM
15.	"SEE Investment Solutions" Sarajevo	468.715,81 KM
16.	"Market Bull" Sarajevo	466.696,93 KM
17.	"Palisaen" Sarajevo	404.439,46 KM
18.	"Premium Broker" Tuzla	286.704,98 KM
19.	"NBC" Sarajevo	214.105,64 KM
20.	"Asa Broker" Sarajevo	65.081,05 KM

*Cross trades are included twice

Member of SASE ranked by number of trades in September 2008

No.	Member of SASE	No. of trades
1.	"Eurohaus" Sarajevo	805
2.	"Raiffeisen Brokers" Sarajevo	592
3.	"VGT Broker" Visoko	543
4.	"ICM Capital" Sarajevo	443
5.	"AW Broker" Sarajevo	434
6.	"Auctor BH" Mostar	360
7.	"General Broker" Sarajevo	269
8.	"Hypo-Alpe-Adria Vrijednosnice" Sarajevo	262
9.	"Bond Invest" Mostar	238
10.	"eBrokers" Sarajevo	205
11.	"Fima International" Sarajevo	197
12.	"Unibroker" Sarajevo	165
13.	"Premium Broker" Tuzla	134
14.	"AA Kapital Brokers" Bihac	128
15.	"Kvantum" Sarajevo	109
16.	"SEE Investment Solutions" Sarajevo	96
17.	"NBC" Sarajevo	56
18.	"Palisaen" Sarajevo	45
19.	"Market Bull" Sarajevo	9
20.	"Asa Broker" Sarajevo	4

Ratio of domestic, foreign and custody investors in turnover for the first six months 2008

Buy side

2008	Domestic investors	Foreign investors	Custody inv.	Total
September	23.899.540,97 KM	13.430.580,44 KM	1.521.263,85 KM	38.851.385,26 KM

Sell side

2008	Domestic investors	Foreign investors	Custody inv.	Total
September	32.743.232,62 KM	3.914.281,29 KM	2.193.871,35 KM	38.851.385,26 KM

Month	Buy side (in %)			Sell side (in %)		
	Domestic investors	Foreign investors	Domestic investors	Foreign investors	Domestic investors	Foreign investors
September	61,51%	34,56%	3,91%	84,27%	10,07%	5,64%

