



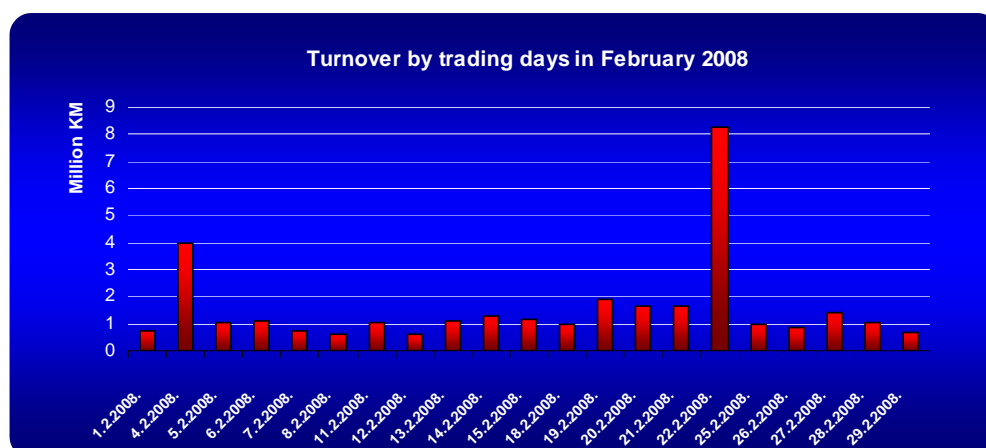
MONTHLY STATISTICAL REPORT FEBRUARY 2008

Total market share SASE in BiH – February 2008

February 2008	Turnover on SASE	Turnover in BiH	% SASE in BiH
Turnover (KM)	32.765.441 KM	51.103.707 KM	64,12%

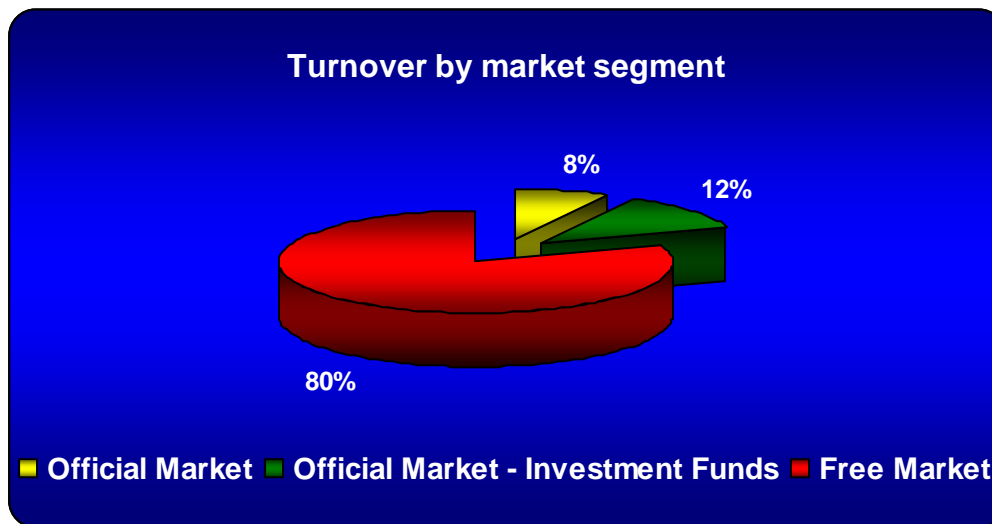
Turnover by trading days

Date	Volume	Turnover (KM)	No. of trades
1.2.2008.	25.984	763.887 KM	169
4.2.2008.	166.947	3.966.136 KM	275
5.2.2008.	42.530	1.057.393 KM	269
6.2.2008.	50.452	1.076.961 KM	233
7.2.2008.	21.598	725.457 KM	174
8.2.2008.	83.931	606.876 KM	212
11.2.2008.	54.982	1.025.385 KM	232
12.2.2008.	37.911	584.469 KM	167
13.2.2008.	37.070	1.079.991 KM	210
14.2.2008.	23.204	1.269.790 KM	160
15.2.2008.	68.057	1.168.827 KM	207
18.2.2008.	37.953	996.310 KM	240
19.2.2008.	91.974	1.925.167 KM	372
20.2.2008.	91.351	1.654.185 KM	249
21.2.2008.	66.290	1.636.086 KM	222
22.2.2008.	124.196	8.244.496 KM	201
25.2.2008.	36.376	983.536 KM	208
26.2.2008.	68.482	870.664 KM	144
27.2.2008.	92.694	1.400.242 KM	199
28.2.2008.	29.614	1.070.047 KM	127
29.2.2008.	26.965	659.535 KM	129
Total	1.278.561	32.765.441 KM	4.399
Average per day	60.883	1.560.259 KM	209



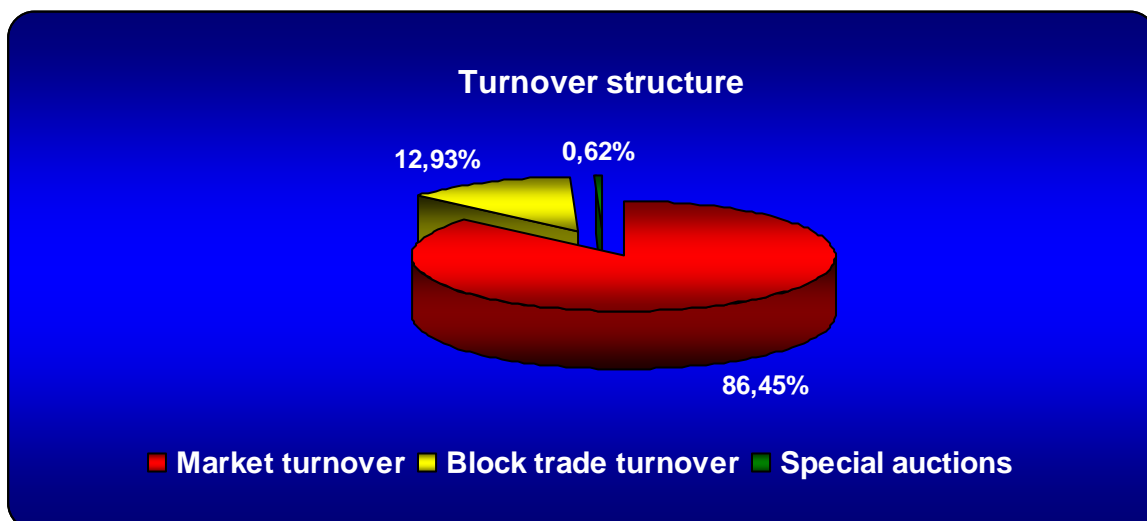
Turnover by market segment

Indicator	Official Market	%	Official Market – Investment Funds	%	Free Market	%
Turnover (KM)	2.519.212 KM	7,69%	3.794.366 KM	11,58%	26.247.958 KM	80,11%
Volume	64.682	5,06%	264.197	20,66%	909.468	71,13%
No. of trades	467	10,62%	1.088	24,73%	2.839	64,54%



Market turnover and Block trade turnover

Indicator	Market turnover	%	Block trade turnover	%	Special auctions	%	Total
Turnover (KM)	28.325.535 KM	86,45%	4.236.000 KM	12,93%	203.906 KM	0,62%	32.765.441 KM
Volume	1.127.347	88,17%	111.000	8,68%	40.214	3,15%	1.278.561

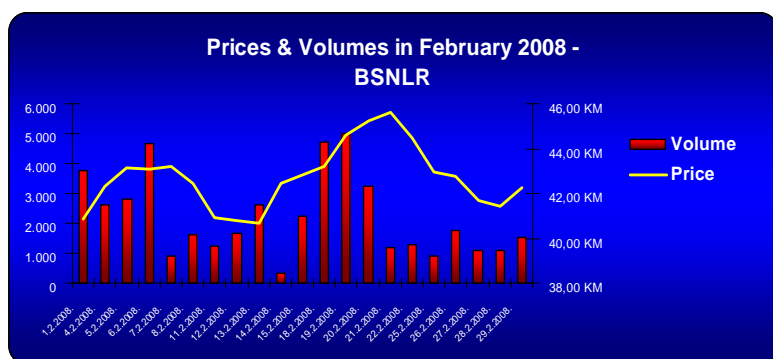


Block trade turnover in February 2007

Date	Issuer	Buyer	Seller	Price	Value	Volume
4.2.2008.	GP Bosna d.d. Sarajevo	M1	M1	27,42 KM	2.467.800 KM	90.000
22.2.2008.	DUF Euro Investment d.d. Tuzla	V1	R1	84,20 KM	1.768.200 KM	21.000
Total	-	-	-	-	4.236.000 KM	111.000

Issuers on the Official Market ranked by turnover in February 2008

Issuer	No. of trades	Turnover	Volume	Monthly price change (%)
Bosnalijek d.d. Sarajevo	362	1.985.425,55 KM	46.310	-0,09%
Sarajevo osiguranje d.d. Sarajevo	73	406.186,00 KM	10.387	-1,82%
Klas d.d. Sarajevo	32	127.600,18 KM	7.985	-14,10%
Total	467	2.519.211,73 KM	64.682	



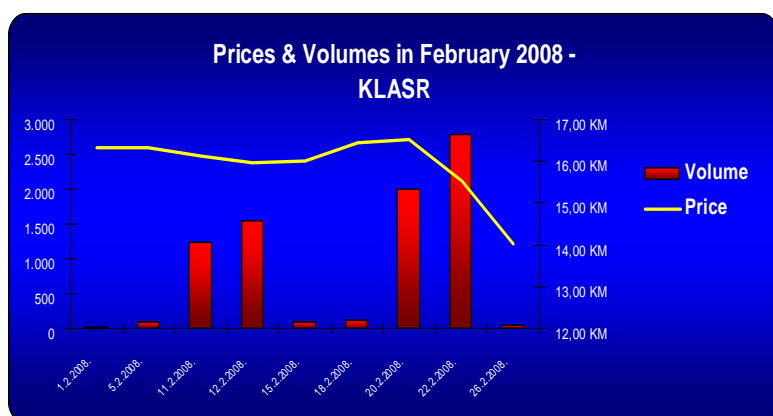
„Bosnalijek“ d.d. Sarajevo
 Symbol: BSNLR
 No. of securities: 5.843.276
 Par value: 10,00 KM

February 2008
 Total turnover: 1.985.425,55 KM
 Volume: 46.310
 No. of trades: 362
 Start price: 40,87 KM
 Last price: 42,24 KM



„Sarajevo osiguranje“ d.d. Sarajevo
 Symbol: SOSOR
 No. of securities: 3.674.633
 Par value: 12,50 KM

February 2008
 Total turnover: 406.186,00 KM
 Volume: 10.387
 No. of trades: 73
 Start price: 38,49 KM
 Last price: 38,30 KM

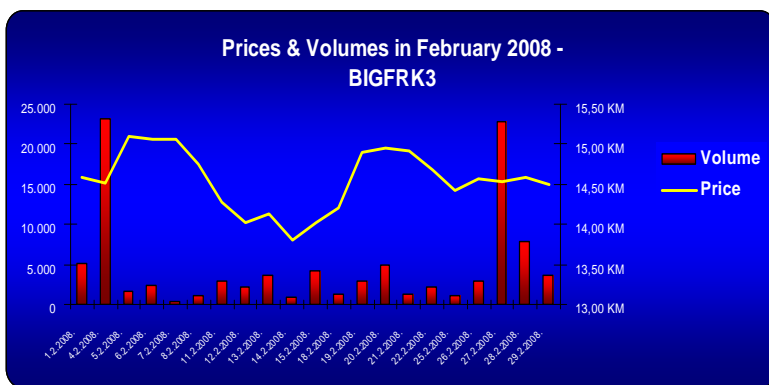


„Klas“ d.d. Sarajevo
 Symbol: KLASR
 No. of securities: 5.093.364
 Par value: 10,00 KM

February 2008
 Total turnover: 127.600,18 KM
 Volume: 7.985
 No. of trades: 32
 Start price: 16,34 KM
 Last price: 14,01 KM

Investment Funds ranked by turnover in February 2008

Issuer	No. of trades	Turnover	Volume	Monthly price change (%)
IF BIG Invest. gr. d.d. Sarajevo	244	1.435.272,11 KM	98.626	-1,23%
IF Herbos fond d.d. Mostar	75	490.509,84 KM	26.527	4,21%
IF Bosfin d.d. Sarajevo	129	487.588,51 KM	36.007	11,91%
IF Crobih fond" d.d. Mostar	105	410.704,39 KM	22.732	-0,72%
IF Prof-Plus d.d. Sarajevo	127	225.866,17 KM	18.776	-7,33%
IF Prevent Invest d.d. Sarajevo	94	214.492,62 KM	8.874	-12,38%
IF Bonus d.d. Sarajevo	69	182.589,65 KM	17.019	4,06%
IF MI Group d.d. Sarajevo	67	121.357,69 KM	11.084	-12,24%
IF Fortuna fond d.d. Bihać	59	106.510,25 KM	8.589	-19,04%
IF Eurofond-1 d.d. Tuzla	65	74.562,61 KM	12.139	-7,94%
IF Naprijed d.d. Sarajevo	54	44.911,77 KM	3.824	-11,01%
Total	1.088	3.794.365,61 KM	264.197	



IF „Big Invest. gr.“ d.d. Sarajevo

Symbol: BIGFRK3

No. of securities: 10.644.015

Par value: 25,70 KM

February 2008

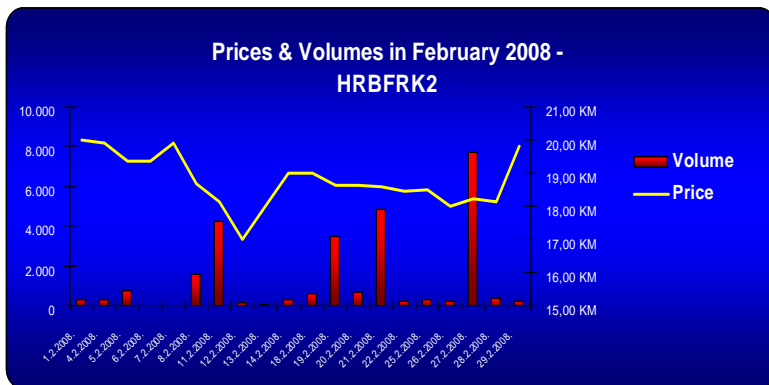
Total turnover: 1.435.272,11 KM

Volume: 98.626

No. of trades: 244

Start price: 14,59 KM

Last price: 14,50 KM



IF „Herbos fond“ d.d. Mostar

Symbol: HRBFRK2

No. of securities: 2.847.685

Par value: 24,10 KM

February 2008

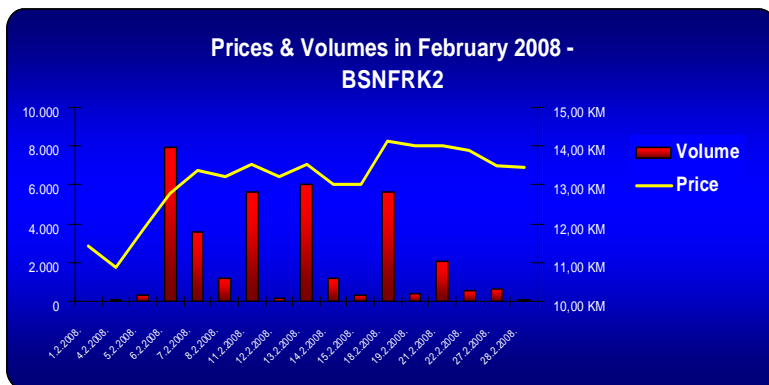
Total turnover: 490.509,84 KM

Volume: 26.527

No. of trades: 75

Start price: 20,00 KM

Last price: 19,80 KM



IF „Bosfin“ d.d. Sarajevo

Symbol: BSNFRK2

No. of securities: 3.027.251

Par value: 18,50 KM

February 2008

Total turnover: 487.588,51 KM

Volume: 36.007

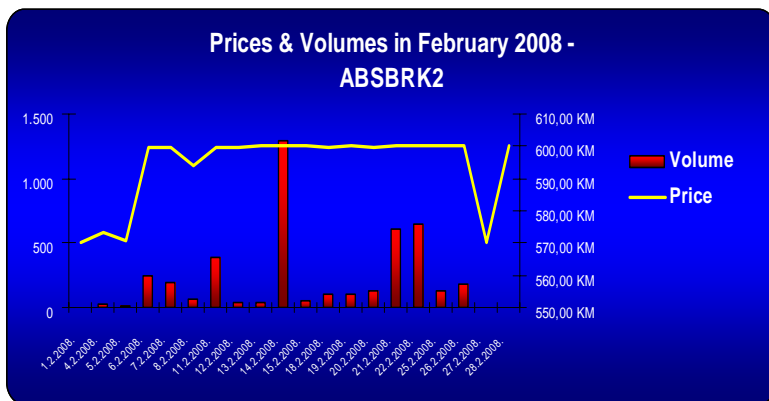
No. of trades: 129

Start price: 11,44 KM

Last price: 13,44 KM

Issuers on the Free Market ranked by turnover in February 2008

Issuer	No. of trades	Turnover	Volume	Monthly price change (%)
DUF ABDS d.d. Sarajevo	2	5.174.020,78 KM	71.494	26,15%
ABS banka d.d. Sarajevo	134	2.544.404,44 KM	4.244	4,35%
GP Bosna d.d. Sarajevo	1	2.467.800,00 KM	90.000	0,00%
BH Telecom d.d. Sarajevo	340	2.023.789,93 KM	43.660	-4,07%
Fabrika duhana Sarajevo d.d. Sarajevo	204	1.910.626,94 KM	7.281	-10,83%
DUF Euro Investment d.d. Tuzla	1	1.768.200,00 KM	21.000	-
Energopetrol d.d. Sarajevo	150	1.068.720,58 KM	16.724	-5,92%
IK Banka d.d. Zenica	80	963.815,79 KM	3.532	-9,35%
JP Elektroprivreda HZHB Mostar	73	790.375,97 KM	5.823	-6,90%
JP Elektroprivreda BIH d.d. Sarajevo	105	784.197,84 KM	7.093	-4,11%
Total Top10 Issuers	1.090	19.495.952,27 KM	270.851	

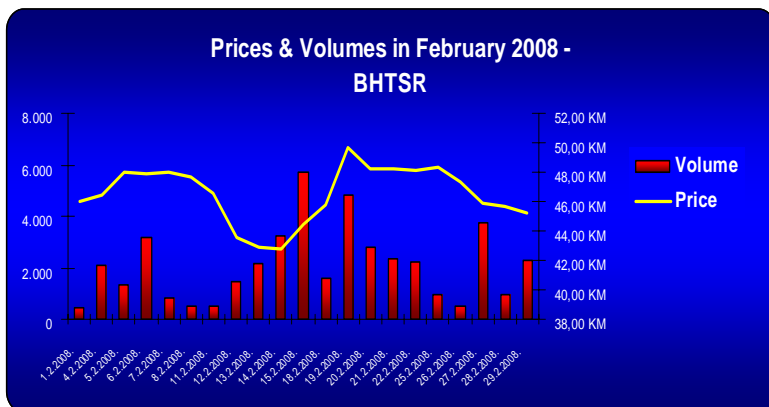


„ABS banka“ d.d. Sarajevo

Symbol: ABSBRK2
 No. of securities: 264.733
 Par value: 100,00 KM

February 2008

Total turnover: 2.544.404,44 KM
 Volume: 4.244
 No. of trades: 134
 Start price: 570,11 KM
 Last price: 600,00 KM

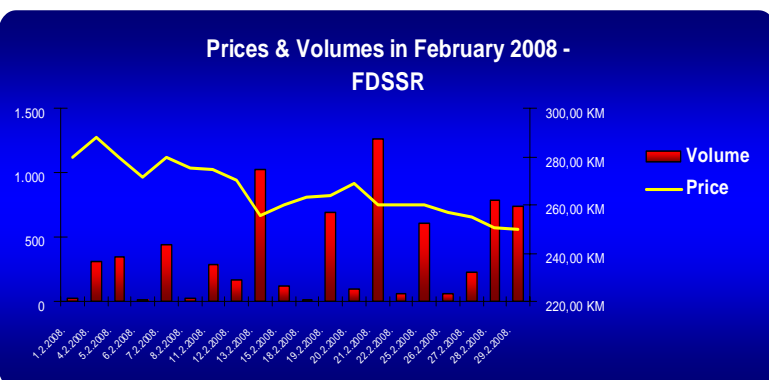


„BH Telecom“ d.d. Sarajevo

Symbol: BHTSR
 No. of securities: 63.457.358
 Par value: 10,00 KM

February 2008

Total turnover: 2.023.789,93 KM
 Volume: 43.660
 No. of trades: 340
 Start price: 46,00 KM
 Last price: 45,22 KM



„Fabrika duhana Sarajevo“ d.d. Sarajevo

Symbol: FDSSR
 No. of securities: 1.281.712
 Par value: 100,00 KM

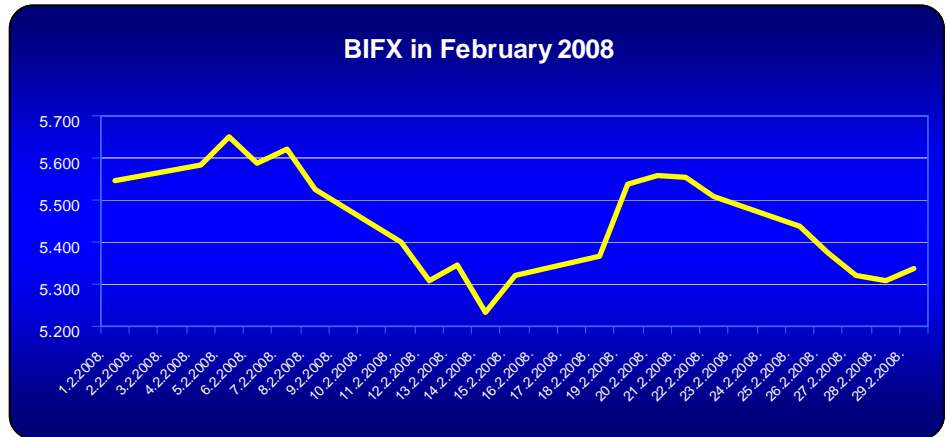
February 2008

Total turnover: 1.910.626,94 KM
 Volume: 7.281
 No. of trades: 204
 Start price: 280,00 KM
 Last price: 250,00 KM

SASE Indices in February 2008

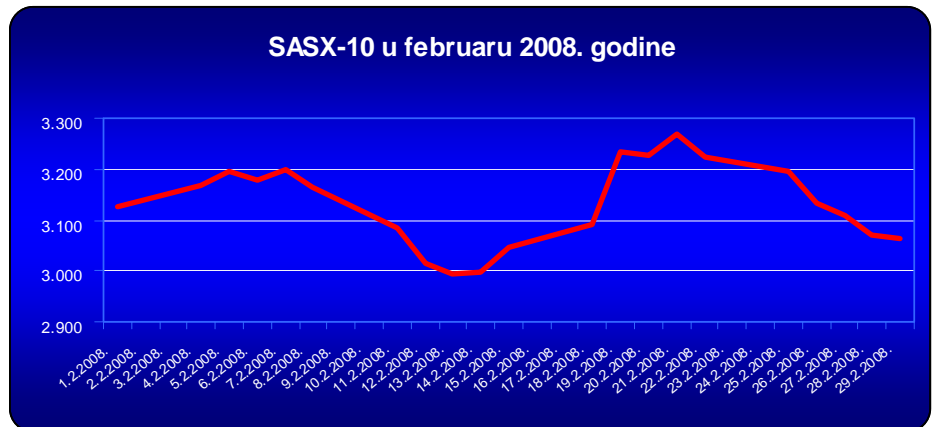
Date	Value of BIFX	% changes
31.1.2008.	5.568,79	-
1.2.2008.	5.544,91	-0,43%
4.2.2008.	5.584,09	0,71%
5.2.2008.	5.648,41	1,15%
6.2.2008.	5.585,44	-1,11%
7.2.2008.	5.621,54	0,65%
8.2.2008.	5.523,21	-1,75%
11.2.2008.	5.400,59	-2,22%
12.2.2008.	5.309,78	-1,68%
13.2.2008.	5.344,95	0,66%
14.2.2008.	5.233,33	-2,09%
15.2.2008.	5.320,90	1,67%
18.2.2008.	5.365,68	0,84%
19.2.2008.	5.539,45	3,24%
20.2.2008.	5.560,37	0,38%
21.2.2008.	5.554,23	-0,11%
22.2.2008.	5.510,14	-0,79%
25.2.2008.	5.436,89	-1,33%
26.2.2008.	5.374,04	-1,16%
27.2.2008.	5.319,29	-1,02%
28.2.2008.	5.309,26	-0,19%
29.2.2008.	5.336,38	0,51%
Monthly change	-232,41	-4,17%

Bosnian Investment Fund Index

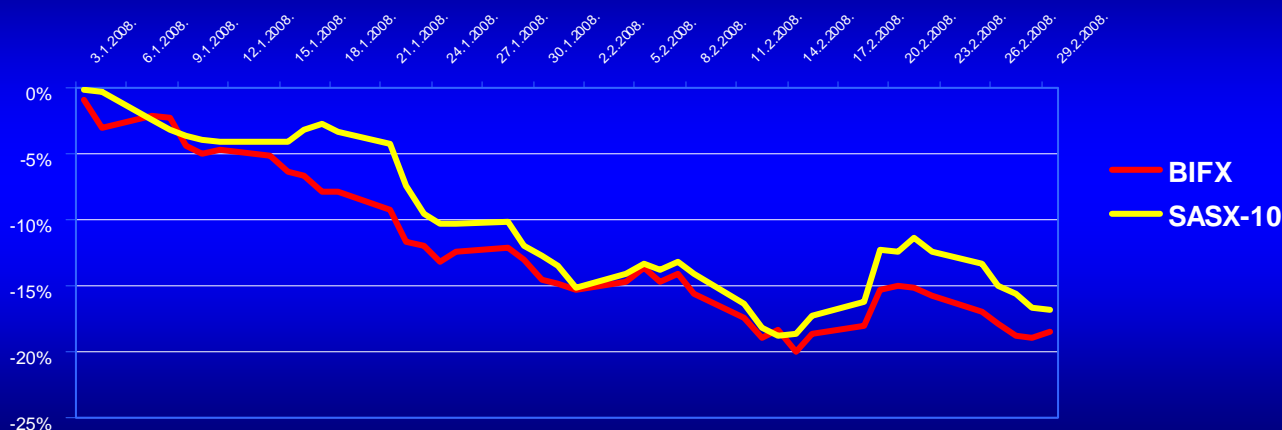


Date	Value of SASX-10	% changes
31.1.2008.	3.190,71	-
1.2.2008.	3.124,81	-2,07%
4.2.2008.	3.167,72	1,37%
5.2.2008.	3.195,17	0,87%
6.2.2008.	3.178,16	-0,53%
7.2.2008.	3.200,63	0,71%
8.2.2008.	3.165,92	-1,08%
11.2.2008.	3.082,74	-2,63%
12.2.2008.	3.014,75	-2,21%
13.2.2008.	2.995,37	-0,64%
14.2.2008.	2.997,58	0,07%
15.2.2008.	3.047,41	1,66%
18.2.2008.	3.089,65	1,39%
19.2.2008.	3.235,16	4,71%
20.2.2008.	3.226,99	-0,25%
21.2.2008.	3.267,01	1,24%
22.2.2008.	3.224,93	-1,29%
25.2.2008.	3.195,40	-0,92%
26.2.2008.	3.133,37	-1,94%
27.2.2008.	3.107,27	-0,83%
28.2.2008.	3.070,31	-1,19%
29.2.2008.	3.063,72	-0,21%
Monthly change	-126,99	-3,98%

Sarajevo Stock Exchange Index - 10



Indices in 2008



Issuers on SASE

February 2008	
Listed Issuers	517
Official Market	3
Official Market – Investment Funds	11
Free Market	503
New listings	4
Trading suspension	1
Symbol changes	2

Listings on the Free Market

Issuer	Symbol	Listing date	Par value	No. of securities
INIT DD SARAJEVO	IITSR	01.02.2008.	100,00 KM	17.483
MK SLOVENKA DD DONJI VAKUF	MKSLR	01.02.2008.	10,00 KM	134.340
RESTORAN MEHANIKA DD ORAŠJE	RMHOR	06.02.2008.	100,00 KM	9.118
PDD GRADSKA PEKARA ZAVIDOVIĆI	GPEZR	26.02.2008.	10,00 KM	96.685

Member of SASE ranked by turnover in February 2008

No.	Member of SASE	Total turnover*
1.	"AW Broker" Sarajevo	13.696.001,23 KM
2.	"Raiffeisen Brokers" Sarajevo	8.981.951,18 KM
3.	"VGT Broker" Visoko	6.813.097,81 KM
4.	"Hypo-Alpe-Adria Vrijednosnice" Sarajevo	6.637.242,15 KM
5.	"Market Bull" Sarajevo	5.071.046,20 KM
6.	"Fima International" Sarajevo	4.777.787,20 KM
7.	"Eurohaus" Sarajevo	4.175.434,42 KM
8.	"ICM" Sarajevo	4.063.593,89 KM
9.	"SEE Investment Solutions" Sarajevo	1.899.454,73 KM
10.	"eBrokers" Sarajevo	1.684.981,88 KM
11.	"AA Kapital Brokers" Bihać	1.667.301,98 KM
12.	"Bond Invest" Mostar	1.304.032,10 KM
13.	"Kvantum" Sarajevo	1.087.788,59 KM
14.	"NBC" Sarajevo	1.048.785,23 KM
15.	"Unibroker" Sarajevo	761.836,67 KM
16.	"Premium Broker" Tuzla	721.685,75 KM
17.	"Auctor BH" Mostar	592.855,19 KM
18.	"Palisaen" Sarajevo	546.006,46 KM

*Cross trades are included twice

Member of SASE ranked by number of trades in February 2008

No.	Member of SASE	No. of trades
1.	"Eurohaus" Sarajevo	1.185
2.	"VGT Broker" Visoko	1.073
3.	"Raiffeisen Brokers" Sarajevo	818
4.	"AW Broker" Sarajevo	808
5.	"Hypo-Alpe-Adria Vrijednosnice" Sarajevo	732
6.	"ICM" Sarajevo	556
7.	"Fima International" Sarajevo	500
8.	"eBrokers" Sarajevo	477
9.	"AA Kapital Brokers" Bihać	416
10.	"Bond Invest" Mostar	337
11.	"Kvantum" Sarajevo	259
12.	"Premium Broker" Tuzla	251
13.	"NBC" Sarajevo	242
14.	"SEE Investment Solutions" Sarajevo	153
15.	"Unibroker" Sarajevo	137
16.	"Palisaen" Sarajevo	118
17.	"Auctor BH" Mostar	113
18.	"Market Bull" Sarajevo	21