

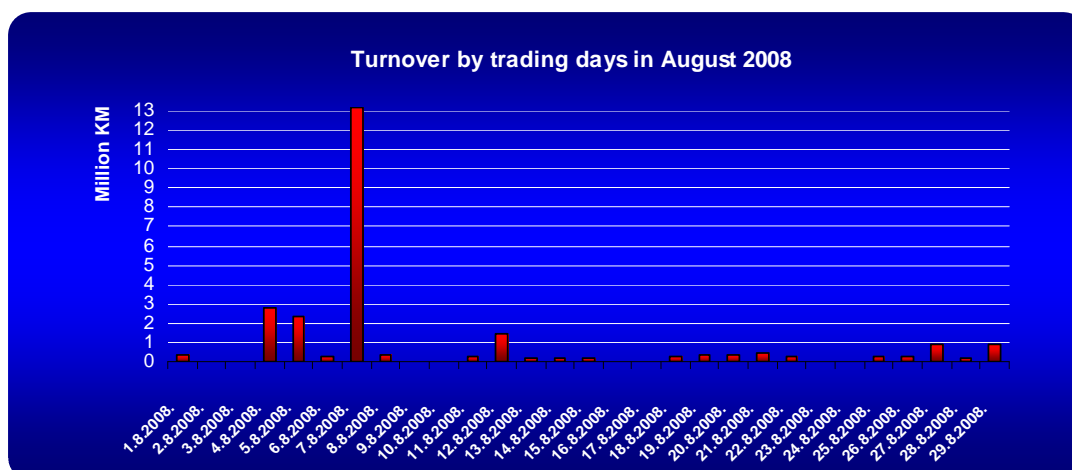
MONTHLY STATISTICAL REPORT AUGUST 2008

Total market share SASE in BiH – August 2008

August 2008	Turnover on SASE	Turnover in BiH	% SASE in BiH
Turnover (KM)	25.845.864 KM	38.377.434 KM	67,35%

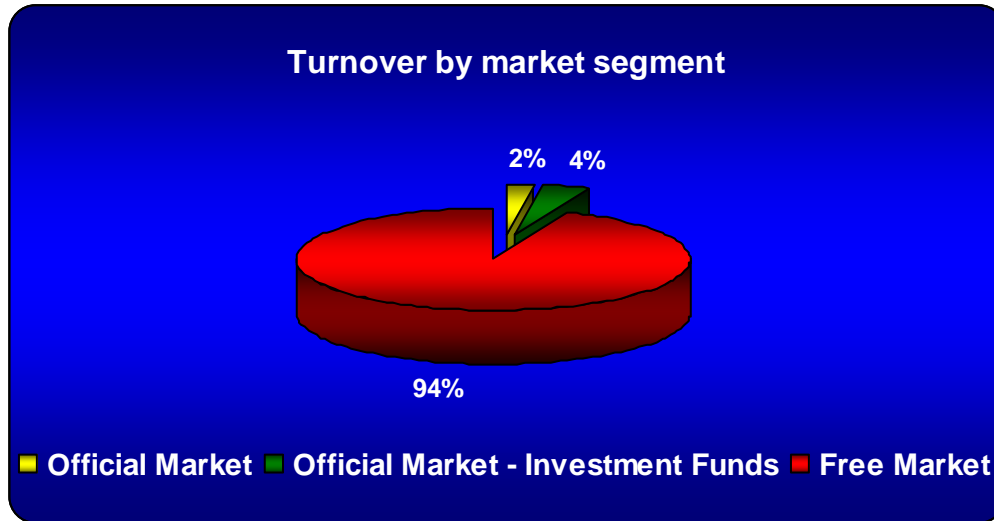
Turnover by trading days

Date	Volume	Turnover (KM)	No. of trades
1.8.2008.	18.829	363.727 KM	65
4.8.2008.	97.039	2.840.270 KM	81
5.8.2008.	123.072	2.329.191 KM	79
6.8.2008.	6.744	228.174 KM	97
7.8.2008.	68.178	13.218.257 KM	100
8.8.2008.	18.422	372.578 KM	87
11.8.2008.	13.001	285.738 KM	85
12.8.2008.	97.724	1.442.460 KM	100
13.8.2008.	11.722	177.444 KM	83
14.8.2008.	109.848	215.097 KM	94
15.8.2008.	10.129	171.196 KM	61
18.8.2008.	12.555	237.901 KM	72
19.8.2008.	21.121	331.410 KM	108
20.8.2008.	15.419	327.964 KM	82
21.8.2008.	20.215	444.105 KM	97
22.8.2008.	14.192	259.300 KM	86
25.8.2008.	24.763	291.418 KM	102
26.8.2008.	15.721	295.586 KM	105
27.8.2008.	68.404	902.581 KM	132
28.8.2008.	27.402	194.528 KM	86
29.8.2008.	36.885	916.942 KM	90
Total	831.385	25.845.864 KM	1.892
Average per day	39.589	1.230.755 KM	90



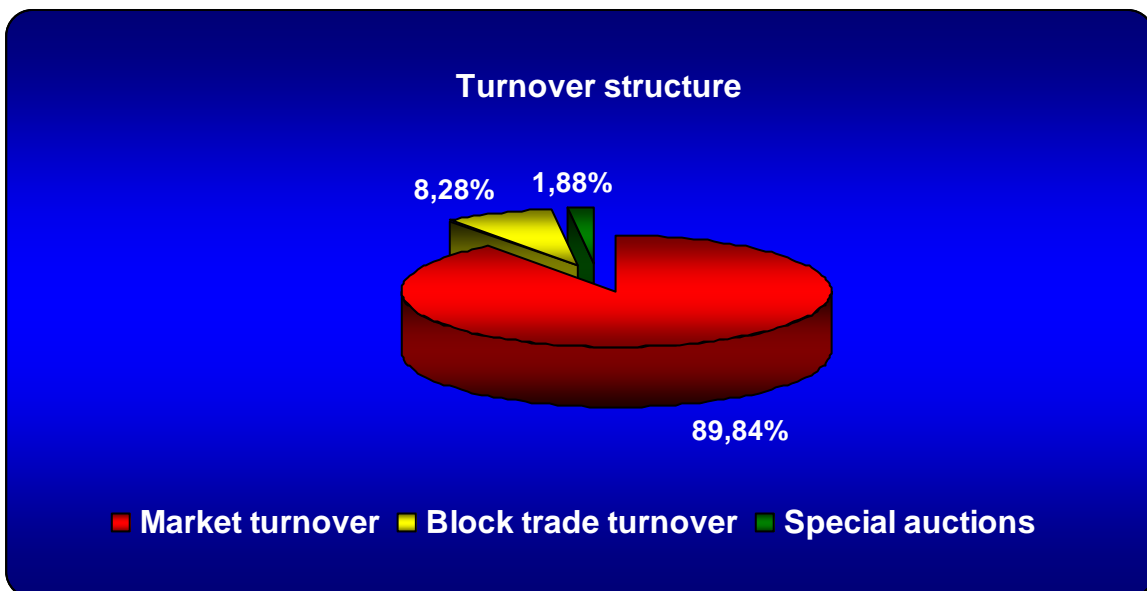
Turnover by market segment

Indicator	Official Market	%	Official Market – Investment Funds	%	Free Market	%
Turnover (KM)	553.844 KM	2,14%	1.044.196 KM	4,04%	24.247.824 KM	93,82%
Volume	23.900	2,87%	111.345	13,39%	696.140	83,73%
No. of trades	184	9,73%	454	24,00%	1.254	66,28%



Market turnover and Block trade turnover

Indicator	Market turnover	%	Block trade turnover	%	Special auctions	%	Total
Turnover (KM)	23.218.754 KM	89,84%	2.141.200 KM	8,28%	485.910 KM	1,88%	25.845.864 KM
Volume	675.734	81,28%	107.060	12,88%	48.591	5,84%	831.385



Block trade turnover in August 2008

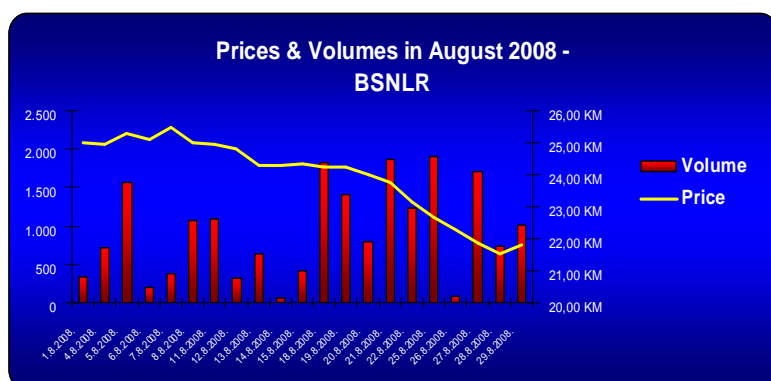
Date	Issuer	Buyer	Seller	Price	Value	Volume
5.8.2008.	Krupa kabine d.d. Bosanska Krupa	K1	K1	20,00 KM	2.141.200 KM	107.060
Total	-	-	-	-	2.141.200 KM	107.060

Special auctions in August 2008

Date	Issuer	Symbol	Buyer	Seller	Price	Value	Volume
27.8.2008.	Unis-Pretis NIS d.d. Vogošća	UNPRRK1A	P3	M1	10,00 KM	485.910,00	48.591
Total	-	-	-	-	-	485.910,00	48.591

Issuers on the Official Market ranked by turnover in August 2008

Issuer	No. of trades	Turnover	Volume	Monthly price change (%)
Bosnalijek d.d. Sarajevo	147	459.894,58 KM	19.347	-12,72%
Sarajevo osiguranje dd Sarajevo	30	89.662,07 KM	4.151	-12,50%
Klas d.d. Sarajevo	7	4.286,95 KM	402	-2,22%
Total	184	553.843,60 KM	23.900	



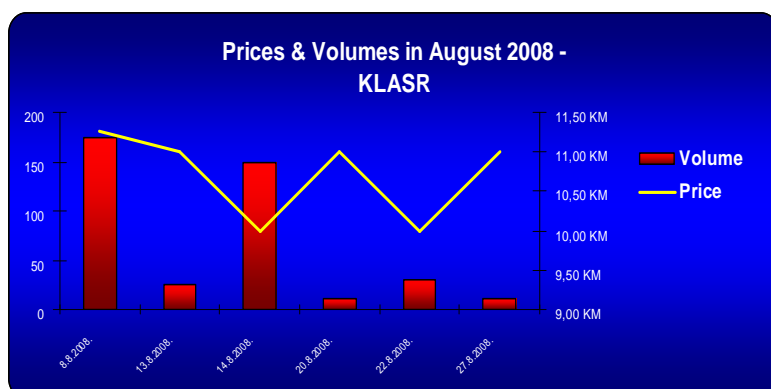
„Bosnalijek“ d.d. Sarajevo
 Symbol: BSNLR
 No. of securities: 7.596.256
 Par value: 10,00 KM

August 2008
 Total turnover: 459.894,58 KM
 Volume: 19.347
 No. of trades: 147
 Start price: 25,00 KM
 Last price: 21,82 KM



„Sarajevo osiguranje“ d.d. Sarajevo
 Symbol: SOSOR
 No. of securities: 4.634.633
 Par value: 12,50 KM

August 2008
 Total turnover: 89.662,07 KM
 Volume: 4.151
 No. of trades: 30
 Start price: 22,01 KM
 Last price: 21,00 KM

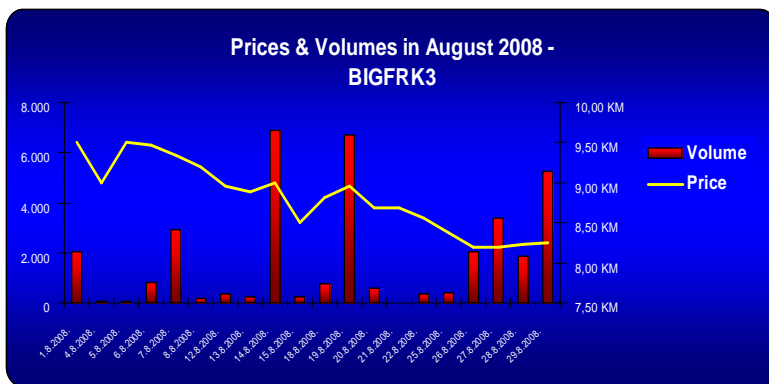


„Klas“ d.d. Sarajevo
 Symbol: KLASR
 No. of securities: 5.093.364
 Par value: 10,00 KM

August 2008
 Total turnover: 4.286,95 KM
 Volume: 402
 No. of trades: 7
 Start price: 11,26 KM
 Last price: 11,00 KM

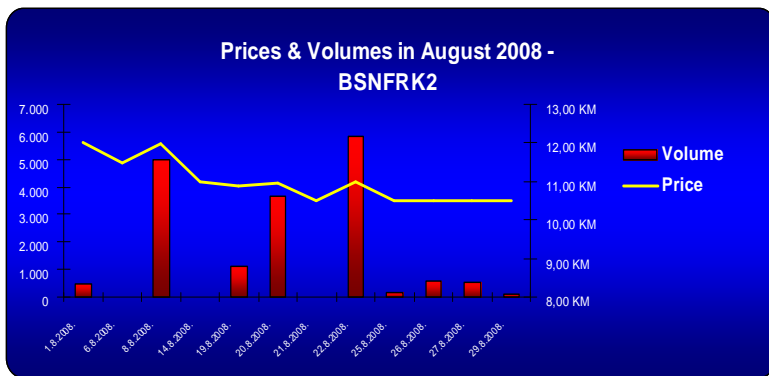
Investment Funds ranked by turnover in August 2008

Issuer	No. of trades	Turnover	Volume	Monthly price change (%)
IF BIG Invest. gr. d.d. Sarajevo	114	306.739,81 KM	35.090	-14,08%
IF Bosfin d.d. Sarajevo	40	196.008,31 KM	17.427	-12,43%
IF Prevent Invest d.d. Sarajevo	29	95.677,57 KM	6.489	-11,61%
IF Crobih fond d.d. Mostar	39	88.214,71 KM	8.270	-4,66%
IF Herbos fond d.d. Mostar	31	78.574,71 KM	6.636	-13,34%
IF Fortuna fond d.d. Bihać	27	62.569,27 KM	7.172	-14,76%
IF MI Group d.d. Sarajevo	42	58.557,88 KM	7.075	-9,09%
IF Prof-Plus d.d. Sarajevo	35	50.393,73 KM	6.225	-20,67%
IF Naprijed d.d. Sarajevo	27	46.676,08 KM	5.877	-11,74%
IF Bonus d.d. Sarajevo	34	39.807,31 KM	6.116	-21,24%
IF Eurofond-1 d.d. Tuzla	36	20.976,73 KM	4.968	-5,98%
Total	454	1.044.196,11 KM	111.345	



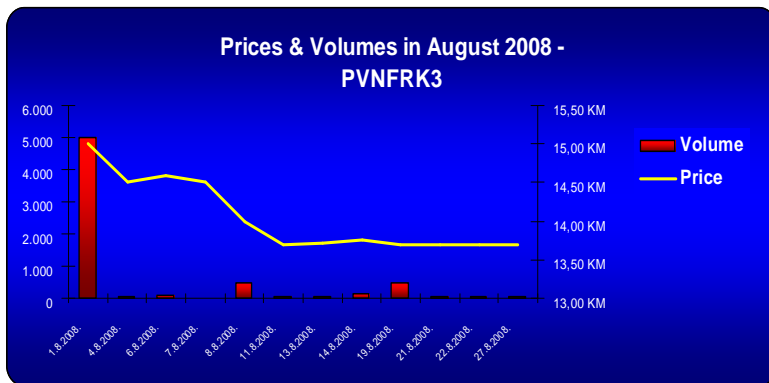
IF „Big Invest. gr.“ d.d. Sarajevo
 Symbol: BIGFRK3
 No. of securities: 10.654.406
 Par value: 25,70 KM

August 2008
 Total turnover: 306.739,81 KM
 Volume: 35.090
 No. of trades: 114
 Start price: 9,50 KM
 Last price: 8,24 KM



IF „Bosfin“ d.d. Sarajevo
 Symbol: BSNFRK2
 No. of securities: 3.027.251
 Par value: 18,50 KM

August 2008
 Total turnover: 196.008,31 KM
 Volume: 17.427
 No. of trades: 40
 Start price: 12,00 KM
 Last price: 10,50 KM

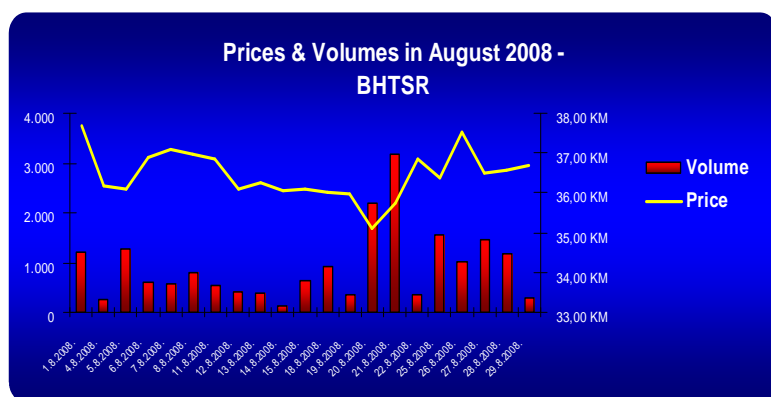


IF „Prevent Invest“ d.d. Sarajevo
 Symbol: PVNFRK3
 No. of securities: 2.021.967
 Par value: 39,45 KM

August 2008
 Total turnover: 95.677,57 KM
 Volume: 6.489
 No. of trades: 29
 Start price: 15,00 KM
 Last price: 13,70 KM

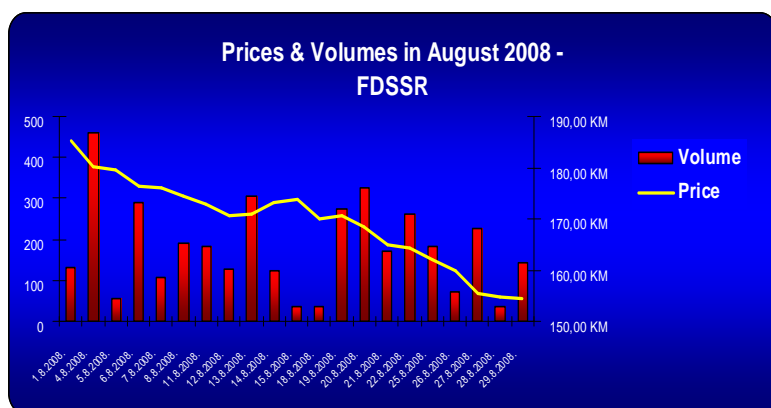
Issuers on the Free Market ranked by turnover in August 2008

Issuer	No. of trades	Turnover	Volume	Monthly price change (%)
UPI banka d.d. Sarajevo	7	10.994.635,00 KM	19.816	11,00%
Ingram d.d. Srebrenik	33	3.277.510,13 KM	110.380	32,89%
Krupa kabine d.d. Bosanska Krupa	5	2.146.415,00 KM	107.407	-25,00%
RMU Kamengrad d.d. Sanski Most	12	1.971.034,94 KM	36.968	121,26%
Bimal Brčko d.d. Brčko	19	966.453,00 KM	84.162	10,00%
BH Telecom d.d. Sarajevo	188	699.734,02 KM	19.280	-3,40%
Fabrika duhana Sarajevo d.d. Sarajevo	153	636.155,50 KM	3.730	-17,81%
Remontmontaža d.d. Tuzla	11	394.843,20 KM	3.374	-0,84%
IK Banka d.d. Zenica	45	386.483,74 KM	2.051	-10,61%
Energopetrol d.d. Sarajevo	78	322.388,77 KM	7.096	17,34%
Total Top10 Issuers	551	21.795.653,30 KM	394.264	



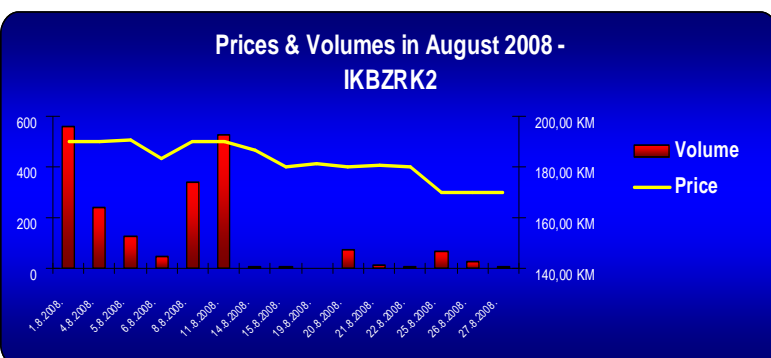
„BH Telecom“ d.d. Sarajevo
 Symbol: BHTSR
 No. of securities: 63.457.358
 Par value: 10,00 KM

August 2008
 Total turnover: 699.734,02 KM
 Volume: 19.280
 No. of trades: 188
 Start price: 37,70 KM
 Last price: 36,70 KM



„Fabrika duhana Sarajevo“ d.d. Sarajevo
 Symbol: FDSSR
 No. of securities: 1.281.712
 Par value: 100,00 KM

August 2008
 Total turnover: 636.155,50 KM
 Volume: 3.730
 No. of trades: 153
 Start price: 185,39 KM
 Last price: 154,51 KM



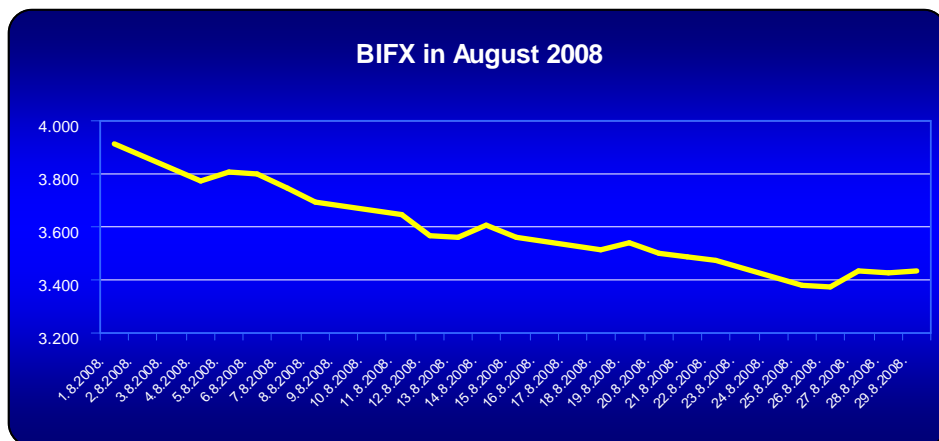
„IK banka“ d.d. Zenica
 Symbol: IKBZRK2
 No. of securities: 291.240
 Par value: 100,00 KM

August 2008
 Total turnover: 386.483,74 KM
 Volume: 2.051
 No. of trades: 45
 Start price: 190,00 KM
 Last price: 170,01 KM

SASE Indices in August 2008

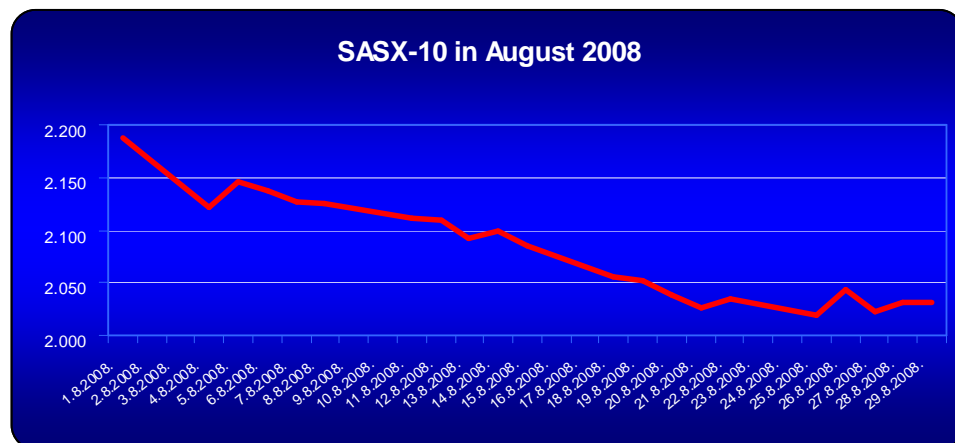
Date	Value of BIFX	% changes
31.7.2008.	3.947,51	-
1.8.2008.	3.914,73	-0,83%
4.8.2008.	3.771,05	-3,67%
5.8.2008.	3.809,58	1,02%
6.8.2008.	3.797,97	-0,30%
7.8.2008.	3.745,29	-1,39%
8.8.2008.	3.690,82	-1,45%
11.8.2008.	3.649,28	-1,13%
12.8.2008.	3.563,99	-2,34%
13.8.2008.	3.563,21	-0,02%
14.8.2008.	3.609,50	1,30%
15.8.2008.	3.557,08	-1,45%
18.8.2008.	3.514,66	-1,19%
19.8.2008.	3.539,20	0,70%
20.8.2008.	3.499,87	-1,11%
21.8.2008.	3.483,55	-0,47%
22.8.2008.	3.472,99	-0,30%
25.8.2008.	3.381,08	-2,65%
26.8.2008.	3.372,75	-0,25%
27.8.2008.	3.432,78	1,78%
28.8.2008.	3.428,91	-0,11%
29.8.2008.	3.430,42	0,04%
Monthly change	-517,09	-13,10%

Bosnian Investment Fund Index

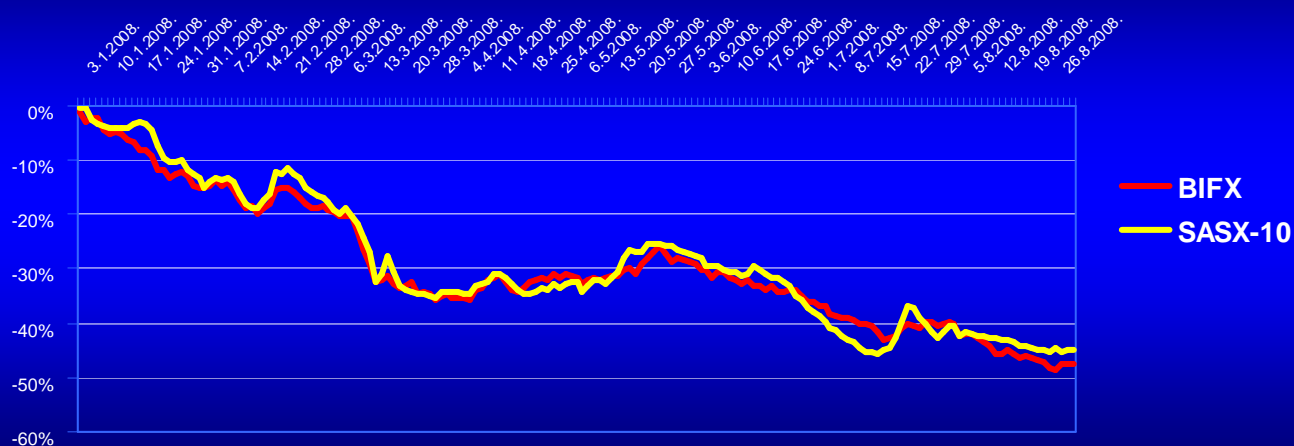


Date	Value of SASX-10	% changes
31.7.2008.	2.192,85	-
1.8.2008.	2.187,97	-0,22%
4.8.2008.	2.121,21	-3,05%
5.8.2008.	2.146,13	1,17%
6.8.2008.	2.136,56	-0,45%
7.8.2008.	2.127,81	-0,41%
8.8.2008.	2.124,57	-0,15%
11.8.2008.	2.110,46	-0,66%
12.8.2008.	2.109,38	-0,05%
13.8.2008.	2.092,58	-0,80%
14.8.2008.	2.099,18	0,32%
15.8.2008.	2.085,58	-0,65%
18.8.2008.	2.055,12	-1,46%
19.8.2008.	2.052,24	-0,14%
20.8.2008.	2.038,36	-0,68%
21.8.2008.	2.025,29	-0,64%
22.8.2008.	2.034,56	0,46%
25.8.2008.	2.018,48	-0,79%
26.8.2008.	2.043,71	1,25%
27.8.2008.	2.022,81	-1,02%
28.8.2008.	2.031,43	0,43%
29.8.2008.	2.030,54	-0,04%
Monthly change	-162,31	-7,40%

Sarajevo Stock Exchange Index - 10



Indices in 2008



Issuers on SASE

August 2008	
Listed Issuers	528
Official Market	3
Official Market – Investment Funds	11
Free Market	514
New listings	2
Trading suspension	3
Symbol changes	-

Listings on the Free Market

Issuer	Symbol	Listing date	Par value	No. of securities
NLB Tuzlanska banka d.d Tuzla	TZLBO	9.7.2008	100,00 KM	50.000
Fima banka d.d Sarajevo	VLDBO	10.7.2008	100,00 KM	42.319

Member of SASE ranked by turnover in August 2008

No.	Member of SASE	Total turnover*
1.	"AW Broker" Sarajevo	22.436.609,16 KM
2.	"VGT Broker" Visoko	6.131.579,58 KM
3.	"Eurohaus" Sarajevo	5.269.458,67 KM
4.	"Raiffeisen Brokers" Sarajevo	5.032.958,40 KM
5.	"Kvantum" Sarajevo	4.400.834,51 KM
6.	"ICM" Sarajevo	1.674.761,69 KM
7.	"AA Kapital Brokers" Bihać	1.389.710,55 KM
8.	"Premium Broker" Tuzla	807.159,14 KM
9.	"Hypo-Alpe-Adria Vrijednosnice" Sarajevo	801.392,36 KM
10.	"General Broker" Sarajevo	771.322,52 KM
11.	"Bond Invest" Mostar	546.679,75 KM
12.	"Market Bull" Sarajevo	520.952,05 KM
13.	"eBrokers" Sarajevo	516.552,22 KM
14.	"Fima International" Sarajevo	362.741,46 KM
15.	"Auctor BH" Mostar	327.153,84 KM
16.	"NBC" Sarajevo	226.286,00 KM
17.	"SEE Investment Solutions" Sarajevo	212.179,58 KM
18.	"Unibroker" Sarajevo	171.535,29 KM
19.	"Palisaen" Sarajevo	91.860,57 KM

*Cross trades are included twice

Member of SASE ranked by number of trades in August 2008

No.	Member of SASE	No. of trades
1.	"Eurohaus" Sarajevo	498
2.	"VGT Broker" Visoko	423
3.	"Raiffeisen Brokers" Sarajevo	408
4.	"ICM" Sarajevo	310
5.	"AW Broker" Sarajevo	228
6.	"eBrokers" Sarajevo	185
7.	"Premium Broker" Tuzla	160
8.	"Hypo-Alpe-Adria Vrijednosnice" Sarajevo	139
9.	"Bond Invest" Mostar	132
10.	"Fima International" Sarajevo	123
11.	"General Broker" Sarajevo	114
12.	"Kvantum" Sarajevo	100
13.	"AA Kapital Brokers" Bihać	88
14.	"Unibroker" Sarajevo	75
15.	"Auctor BH" Mostar	55
16.	"NBC" Sarajevo	47
17.	"SEE Investment Solutions" Sarajevo	47
18.	"Palisaen" Sarajevo	30
19.	"Market Bull" Sarajevo	9