

Banjalučka Berza

Banja Luka Stock Exchange

Statistika februar 2008 | Statistics February 2008



www.blberza.com

Sadržaj | Contents

[O NAMA - ABOUT US](#)

[1. UKUPAN PROMET | Total Turnover](#)

[1.1 Redovan promet | Ordinary Turnover](#)

[1.2 Top 10](#)

[1.3 Blok poslovi | Block Trades](#)

[1.4 Obveznice | Bonds](#)

[1.5 Preuzimanje | Takeovers](#)

[1.6 Javna ponuda | Public Offering](#)

[2. PROMET PO ČLANOVIMA | Turnover by The Members](#)

[3. TRŽIŠNA KAPITALIZACIJA | Market Capitalization](#)

[4. INDEXI NA BANJALUČKOJ BERZI | Indexes on the BLSE](#)

[4a. OSTALI INDEXI NA BLBERZI | Other Indexes on the BLSE](#)

[LISTIRANE HARTIJE | Listing Securities](#)

[REDOVAN PROMET PO HARTIJAMA | Ordinary Turnover by Securities](#)

[ČLANOVI | Members](#)

1 BAM = 0,51129 EUR • 1 EUR = 1,95583

Banjalučka berza | Banja Luka Stock Exchange

Adresa / Address: **Petra Kočića bb, Banja Luka, RS (BiH)**

Telefon / Phone: **+387. 51 32 60 41**

Faks / Fax: **+387. 51 32 60 56**

E-mail: **info@blberza.com**

Website: **www.blberza.com**

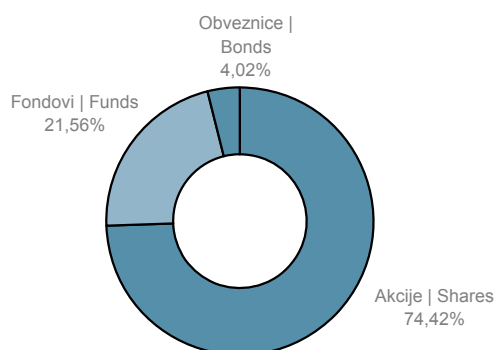
Godina osnivanja / Year established: **2001**

Država / Country of incorporation: **BiH (RS)**

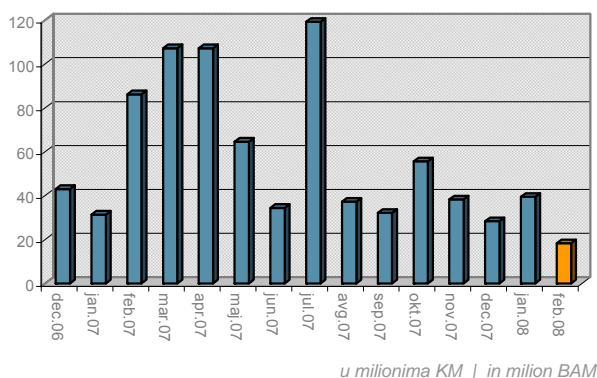
Broj zaposlenih / No. of employees: **12 (end of month)**

	Promet Turnover		Broj transakcija No. of Trades		Kapitalizacija Capitalisation
	Redovan / Ordinary	Prijavljeni poslovi / Negotiated Deals *	Redovan / Ordinary	Prijavljeni poslovi / Negotiated Deals *	
Akcije Shares	9.401.767	3.949.136	2.457	4	6.477.781.933
Fondovi Funds	2.723.069	1.756.440	1.730	2	362.536.007
Obveznice Bonds	507.854	0	3	0	8.748.560
Ukupno Total	12.632.690	5.705.576	4.190	6	6.849.066.500

Redovan promet | Ordinary Turnover



Ukupan promet po mjesecima | Total Turnover by Months



* U prijavljenim poslovima uključeni su blok poslovi i poslovi po osnovu preuzimanja

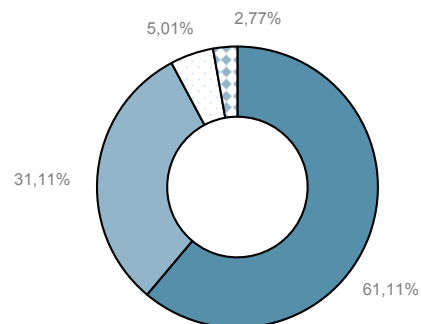
* Includes block trades and takeovers

1. UKUPAN PROMET | Total Turnover

Ukupno promet februar 08 | Total Turnover February 08

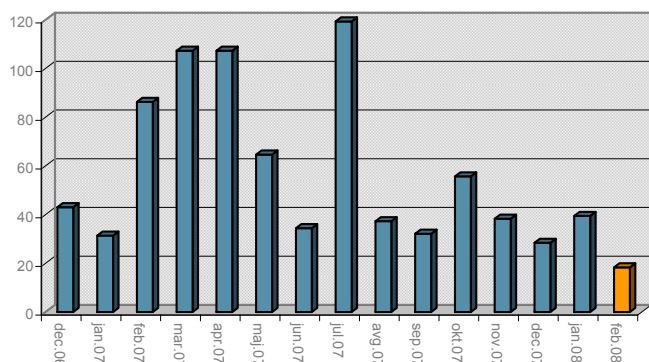
Akcije Shares		
Redovan promet - akcije Ordinary Turnover - shares	11.205.825	61,11%
Blok posao Block Trading	5.705.576	31,11%
Preuzimanje Takeovers	0	0,00%
Aukcije za paket akcija Auctions for a lot of shares	0	0,00%
Javna ponuda akcija prim. misije Capital Raised on the SE	919.011	5,01%

Obveznice Bonds		
Obveznice Bonds	507.854	2,77%
Ukupno Total	18.338.266	100,00%



- Redovan promet - akcije | Ordinary Turnover - shares
- Blok posao | Block Trading
- Javna ponuda akcija prim. misije | Capital Raised on the SE
- Obveznice | Bonds

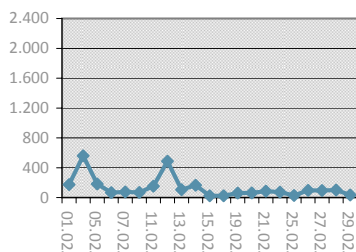
Mjesec / Month	Redovan promet / Ordinary Turnover	Blok posao / Block Trades	Preuzimanje / Takeovers	Aukcije za paket akcija / Auctions for a lot of shares	Javna ponuda akcija / Capital Raised on the Stock Exchange	Državni kapital / State Owned Capital	Obveznice / Bonds	Vrijednost ukupnog prometa / Total Turnover (KM/BAM)	Broj transakcija / No. of Trans.
Feb-08	11.205.825	5.705.576	0	0	919.011	-	507.854	18.338.266	4.190
Jan-08	12.706.664	25.713.065	847.597	-	121.452	-	84.996	39.473.773	3.871
dec.2007	23.663.818	2.100.000	1.433.542	-	476.949	-	750.055	28.424.365	6.215
nov.2007	27.687.107	10.112.564	499.907	-	-	-	347	38.299.925	8.731
okt.2007	28.949.485	25.136.779	1.597.015	-	-	-	4.273	55.687.551	9.924
sep.2007	31.312.255	-	853.384	-	-	-	-	32.165.639	10.704
avg.2007	35.124.082	2.022.843	147.142	-	-	-	-	37.294.067	14.607
jul.2007	27.718.857	91.177.784	418.167	-	-	-	2.526	119.317.333	12.477
jun.2007	32.709.227	1.200.017	468.152	-	-	-	60.805	34.438.201	11.336
maj.2007	59.662.706	4.752.722	272.799	-	-	-	-	64.688.227	16.848
apr.2007	101.116.959	6.161.581	31.535	-	-	-	-	107.310.076	27.417
mar.2007	99.003.492	4.356.910	3.078.481	861.114	-	-	-	107.299.997	32.663
feb.2007	81.581.905	3.751.678	930.164	-	-	-	-	86.263.747	25.185
jan.2007	31.362.382	-	30.779	-	-	-	-	31.393.161	14.795
dec.2006	38.889.708	3.903.400	271.936	-	-	-	-	43.065.044	17.000
nov.2006	42.435.285	4.056.841	254.127	-	-	-	-	46.746.252	18.129
okt.2006	66.980.958	-	953.608	-	-	-	-	67.934.566	21.713
sep.2006	43.598.888	5.317.261	43.916	-	-	-	-	48.960.065	17.633
avg.2006	34.003.065	3.317.231	62.090	-	-	-	-	37.382.386	16.709
jul.2006	16.244.318	2.420.369	346.177	-	-	118.802	-	19.129.666	12.555
jun.2006	22.845.304	5.085.258	163.038	-	-	-	-	28.093.600	10.587
maj.2006	20.580.810	500.000	232.741	-	-	-	-	21.313.550	14.485
apr.2006	26.076.188	3.771.377	225.565	-	-	-	-	30.073.130	13.702
mar.2006	15.579.764	5.276.479	484.098	-	-	-	-	21.340.342	17.007
feb.2006	10.239.829	2.502.666	63.168	-	-	-	-	12.805.663	13.630
jan.2006	7.383.928	1.881.605	2.355.145	-	-	-	-	11.620.679	10.160



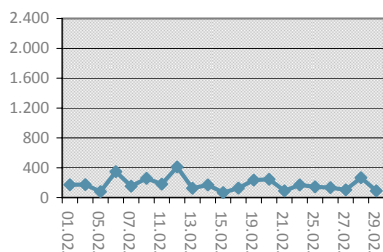
u milionima KM | in milion BAM

1.1 Redovan promet - akcije | Ordinary Turnover - Shares

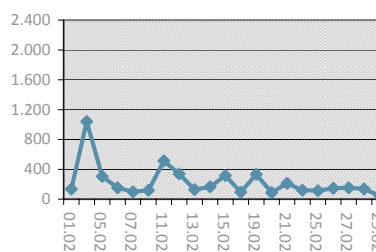
Službeno berzansko tržište - segment kotacija IF-ova | Official Market - IF's Segment



Službeno berzansko tržište - lista B | Official market - Listing B



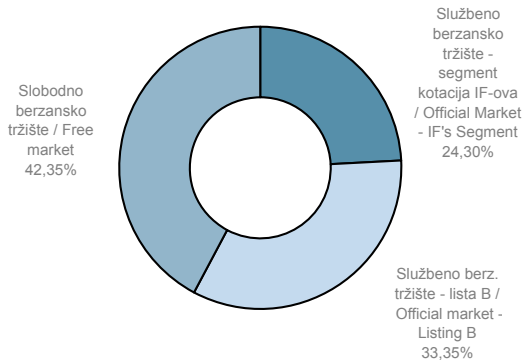
Slobodno berzansko tržište | Free market



u hiljadama KM | in thousand BAM

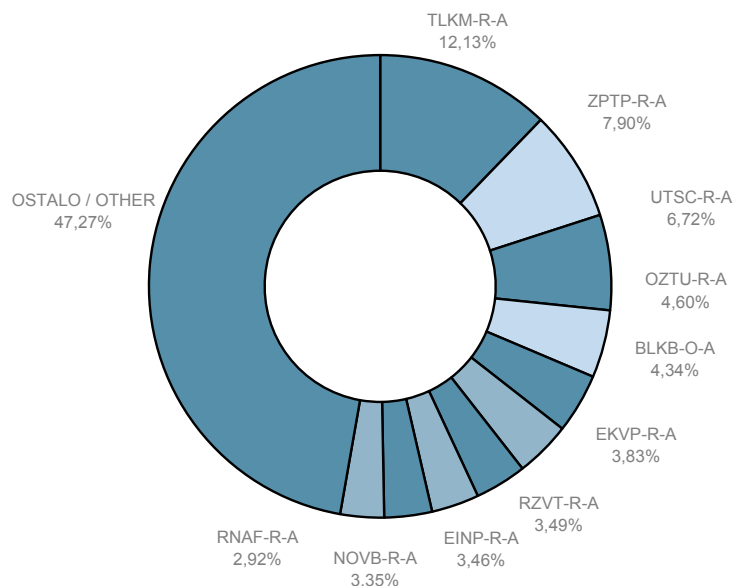
Datum / Date	Službeno berzansko tržište - segment kotacija IF-ova / Official Market - IF's Segment			Službeno berz. tržište - lista B / Official market - Listing B			Slobodno berzansko tržište / Free market			Ukupno / Total		
	Količina / Volume	Promet (KM) / Turnover (BAM)	Broj trans. / No of Trans.	Količina / Volume	Promet (KM) / Turnover (BAM)	Broj trans. / No of Trans.	Količina / Volume	Promet (KM) / Turnover (BAM)	Broj trans. / No of Trans.	Količina / Volume	Promet (KM) / Turnover (BAM)	Broj trans. / No of Trans.
01.02.	285.745	174.243	141	341.606	172.301	54	243.899	135.371	68	871.250	481.915	263
04.02.	123.586	560.378	217	192.038	174.168	62	877.099	1.039.965	44	1.192.723	1.774.511	323
05.02.	46.981	182.500	111	58.661	79.760	46	2.128.239	305.605	60	2.233.881	567.864	217
06.02.	4.510	67.408	77	304.489	347.615	56	210.567	152.765	83	519.566	567.788	216
07.02.	29.466	75.080	43	85.845	152.557	36	141.493	98.461	44	256.804	326.098	123
08.02.	78.072	69.274	57	174.715	257.841	60	465.411	117.307	38	718.198	444.422	155
11.02.	11.507	151.536	75	177.154	180.998	46	2.522.537	512.010	85	2.711.198	844.544	206
12.02.	176.340	486.754	98	98.286	410.083	55	965.973	337.996	167	1.240.599	1.234.834	320
13.02.	33.754	105.661	76	84.960	125.023	27	246.507	128.766	68	365.221	359.450	171
14.02.	12.826	165.812	45	98.999	169.612	36	422.003	165.159	70	533.828	500.583	151
15.02.	37.440	24.047	53	56.608	66.498	25	7.441.793	314.258	69	7.535.841	404.802	147
18.02.	8.283	23.546	55	232.299	125.898	32	129.016	95.370	40	369.598	244.814	127
19.02.	8.878	59.230	79	535.469	234.537	83	2.252.168	331.663	66	2.796.515	625.429	228
20.02.	26.124	62.927	92	474.922	244.195	57	118.734	86.952	56	619.780	394.074	205
21.02.	23.253	86.741	111	70.525	90.394	38	359.379	212.004	86	453.157	389.139	235
22.02.	45.313	73.040	75	194.981	168.621	56	189.900	119.476	85	430.194	361.137	216
25.02.	29.106	27.372	56	394.177	143.597	47	424.404	113.283	37	847.687	284.252	140
26.02.	13.464	96.614	80	116.091	133.604	57	206.286	145.478	60	335.841	375.696	197
27.02.	13.451	94.574	68	102.100	102.296	37	255.029	152.369	87	370.580	349.238	192
28.02.	230.122	101.279	56	69.942	266.607	44	208.157	137.665	60	508.221	505.550	160
29.02.	25.609	35.053	65	81.630	90.383	39	69.003	44.247	36	176.242	169.684	140

1.263.830	2.723.069	1.730	3.945.497	3.736.589	993	19.877.597	4.746.167	1.409	25.086.924	11.205.825	4.132
-----------	-----------	-------	-----------	-----------	-----	------------	-----------	-------	------------	------------	-------



Broj dana trgovanja u mjesecu Number of trading days in months	21
Prosječan redovan dnevni promet Average daily ordinary turnover	533.611
Prosječna vrijed. pojedinačne transakcije Average value of a single transaction	2.712
Broj transakcija Number of transactions	4.132

1.2 Top 10 po prometu | Top 10 by Turnover



Oznaka HOV / Symbol	Emitent / Issuer	Cijena na dan 29.02.08. / Price on 29.02.08.	Prosječna cijena u januaru / Average Price in December	Broj transak. / No. of Trans.	Vrijednost (KM) / Value (BAM)
TLKM-R-A	TELEKOM SRPSKE AD BANJA LUKA	2,10	2,22	304	1.420.353
ZPTP-R-A	ZIF ZEPTER FOND AD BANJA LUKA	13,99	0,91	365	925.137
UTSC-R-A	UNIS TSC AD PRNJAVOR	1,03	1,20	5	787.136
OZTU-R-A	OZRENTURIST AD DOBOJ	0,25	0,18	125	538.397
BLKB-O-A	BALKAN INVESTMENT BANK AD B. LUKA	87,52	87,28	3	507.854
EKVP-R-A	ZIF AKTIVA INVEST FOND AD GRADIŠKA	9,41	16,36	158	448.995
RZVT-R-A	RAZVITAK AD DOBOJ	0,09	0,10	3	408.598
EINP-R-A	ZIF EUROINVESTMENT FOND AD B. LUKA	40,74	44,50	108	404.738
NOVB-R-A	NOVA BANKA AD BANJA LUKA	3.600,00	3.925,99	8	392.599
RNAF-R-A	RAFINERIJA NAFTE AD BOSANSKI BROD	0,54	0,59	193	342.315
	OSTALO / OTHER			2.863	5.537.558

Ukupno | Total

4.135 11.713.679

* Uključuje redovan promet akcija i obveznice

* Includes ordinary shares turnover and bonds

1.3 Blok poslovi | Block Trades

Emitent / Issuer	Datum / Date	Oznaka HOV / Symbol	Emitovano / Issued	Količina / Volume	%	Cijena / Price	Vrijednost / Value
ZIF AKTIVA INVEST FOND AD GRADIŠKA	4.2.08	EKVP-R-A	1.321.822	30.983	2,34	21	647.855
ZIF AKTIVA INVEST FOND AD GRADIŠKA	4.2.08	EKVP-R-A	1.321.822	53.017	4,01	21	1.108.585
BOBAR BANKA AD, BIJELJINA	22.2.08	BBRB-R-A	8.602	113	1,31	5.000	565.000
KOZARAPUTEVI AD BANJA LUKA	27.2.08	KZPT-R-A	6.504.294	1.539.309	23,66	1	1.924.136
BOBAR BANKA AD, BIJELJINA	28.2.08	BBRB-R-A	8.602	180	2,09	5.000	900.000
BOBAR BANKA AD, BIJELJINA	29.2.08	BBRB-R-A	8.602	112	130,0%	5.000	560.000

Ukupno / Total

5.705.576

1.4 Obveznice | Bonds

Emitent / Issuer	Oznaka HOV / Symbol	Zadnji datum trgovanja / Last Trading Day	Najniža cijena / Low price	Najveća cijena / High price	Nominalna vrijednost / Nominal Value	Nominalni godišnji prinos / Nominal Annual Yield	Ukupna vrijednost prometa / Total Value
Balkan Investment Bank a.d. Banja Luka	BLKB-O-A	29.02.2008	87,5244	87,5244	100,00	6,05%	507.854
NLB Razvojna banka a.d. Banja Luka	VBBB-O-A	10.01.2008	86,8163	87,4566	100,00	5,75%	0
Republika Srpska	RSOD-O-A	-	-	-	1,00	1,50%	0

Ukupno / Total

507.854

1.5 Preuzimanje | Takeovers

Emitent / Issuer	Oznaka HOV / Symbol	Datum / Date	Emitovana količina / Issued Volume	Preuzeta količina / Takeovered Volume	%	Cijena / Price	Vrijednost / Value
Nije bilo preuzimanja / No takeovers							

Ukupno / Total

0

1.6 Javna ponuda | Public Offering

Emitent / Issuer	Datum aukcije / Auction Date	Oznaka HOV / Symbol	Početna cijena / Starting Price	Cijena / Price	Broj prometovanih akcija / No. of shares	Vrijednost prometa / Value
Aerodromi Republike Srpske a.d. Banja Luka	01.02.2008	AERD-PA1	1,61	1,61	346.923	558.546
Meridian a.d. Banja Luka	20.02.2008	MRDN-PA1	1,01	1,07	336.883	360.465

Ukupno / Total

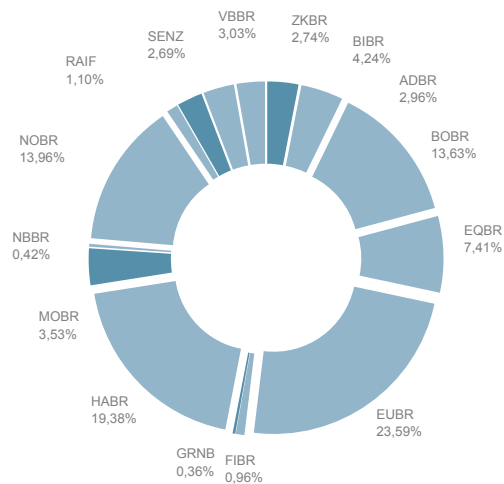
919.011

2. PROMET PO ČLANOVIMA BLSE | Turnover by The Members

Ukupna promet / Total Turnover

* uključujući blok poslove i prijavljivanje preuzimanja | including block trades and takeovers reported to Stock Exchange

Član / Member		Kupovina / Buy		Prodaja / Sell		Ukupno / Total		%
		Promet / Turnover	Br. poslova / No. of Trans.	Promet / Turnover	Br. poslova / No. of Trans.	Promet / Turnover	Br. poslova / No. of Trans.	
ADVANTIS BROKER AD BANJA LUKA	ADBR	845.832	531	240.486	88	1.086.318	619	2,96%
BALKAN INVESTMENT BANK AD B. LUKA	BIBR	859.692	106	696.938	119	1.556.629	225	4,24%
BOBAR BANKA AD BIJELJINA	BOBR	2.364.833	208	2.634.610	677	4.999.442	885	13,63%
EQUIS INVESTMENTS AD BANJA LUKA	EQBR	501.642	64	2.217.817	8	2.719.459	72	7,41%
EUROBROKER AD BANJA LUKA	EUBR	4.755.148	439	3.898.384	950	8.653.532	1.389	23,59%
FIMA INTERNATIONAL AD BANJA LUKA	FIBR	228.387	46	122.000	25	350.387	71	0,96%
GRAND BROKER AD ZVORNIK	GRNB	3.234	4	127.501	66	130.735	70	0,36%
HYPO ALPE-ADRIA-BANK AD BANJA LUKA	HABR	3.652.037	791	3.454.195	845	7.106.231	1.636	19,38%
MONET BROKER AD BANJA LUKA	MOBR	838.959	451	455.733	98	1.294.692	549	3,53%
NOVA BANJALUCKA BANKA AD B. LUKA	NBBR	88.890	41	63.737	53	152.627	94	0,42%
NOVA BANKA AD BANJA LUKA	NOBR	2.483.747	667	2.636.965	648	5.120.712	1.315	13,96%
RAIFFEISEN CAPITAL AD BANJA LUKA	RAIF	303.313	123	100.981	49	404.294	172	1,10%
KBC SECURITIES AD BANJA LUKA	SENZ	429.529	256	556.059	72	985.588	328	2,69%
NLB RAZVOJNA BANKA AD BANJA LUKA	VBBR	482.669	273	629.943	327	1.112.612	600	3,03%
VOLKSBANK AD BANJA LUKA	ZKBR	500.355	196	502.917	171	1.003.272	367	2,74%
		Ukupno / Total						
		18.338.266	4.196	18.338.266	4.196	36.676.532	8.392	

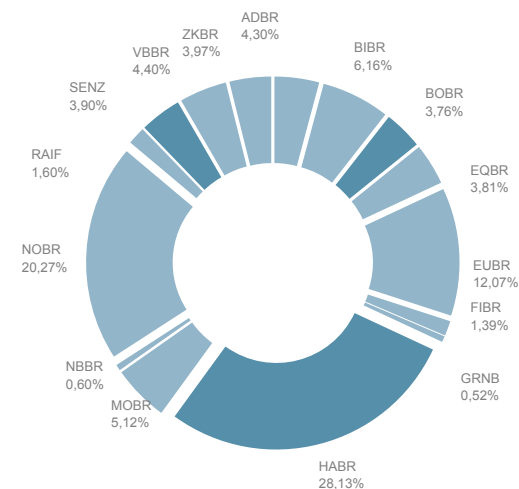


Top 3		%
Eurobroker a.d. Banja Luka	EUBR	23,59%
Hypo-Alpe-Adria-Bank a.d. Banja Luka	HABR	19,38%
Nova Banka a.d. Banja Luka	NOBR	13,96%

Redovan promet / Ordinary Turnover

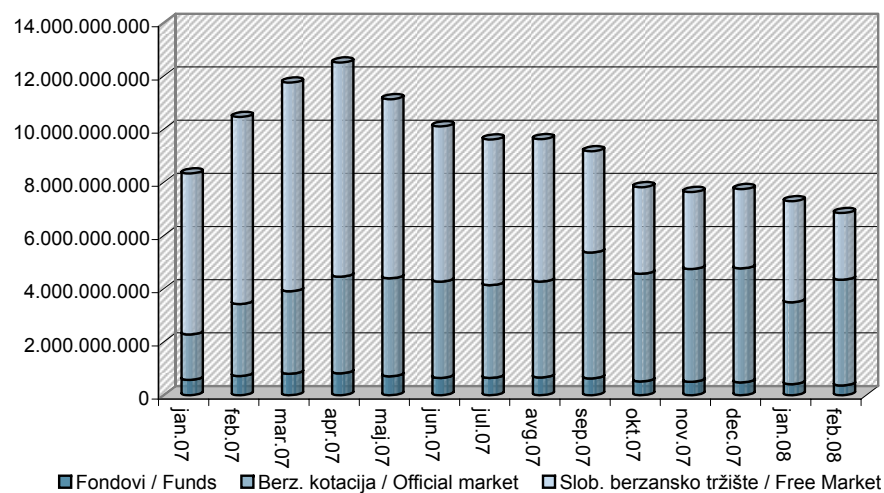
* isključujući blok poslove i prijavljivanje preuzimanja | excluding block trades and takeovers reported to Stock Exchange

Član / Member		Kupovina / Buy		Prodaja / Sell		Ukupno / Total		%
		Promet / Turnover	Br. poslova / No. of Trans.	Promet / Turnover	Br. poslova / No. of Trans.	Promet / Turnover	Br. poslova / No. of Trans.	
ADVANTIS BROKER AD BANJA LUKA	ADBR	845.832	531	240.486	88	1.086.318	619	4,30%
BALKAN INVESTMENT BANK AD B. LUKA	BIBR	859.692	106	696.938	119	1.556.629	225	6,16%
BOBAR BANKA AD BIJELJINA	BOBR	339.833	205	609.610	674	949.442	879	3,76%
EQUIS INVESTMENTS AD BANJA LUKA	EQBR	501.642	64	461.377	6	963.019	70	3,81%
EUROBROKER AD BANJA LUKA	EUBR	1.074.572	436	1.974.248	949	3.048.820	1.385	12,07%
FIMA INTERNATIONAL AD BANJA LUKA	FIBR	228.387	46	122.000	25	350.387	71	1,39%
GRAND BROKER AD ZVORNIK	GRNB	3.234	4	127.501	66	130.735	70	0,52%
HYPO ALPE-ADRIA-BANK AD BANJA LUKA	HABR	3.652.037	791	3.454.195	845	7.106.231	1.636	28,13%
MONET BROKER AD BANJA LUKA	MOBR	838.959	451	455.733	98	1.294.692	549	5,12%
NOVA BANJALUCKA BANKA AD B. LUKA	NBBR	88.890	41	63.737	53	152.627	94	0,60%
NOVA BANKA AD BANJA LUKA	NOBR	2.483.747	667	2.636.965	648	5.120.712	1.315	20,27%
RAIFFEISEN CAPITAL AD BANJA LUKA	RAIF	303.313	123	100.981	49	404.294	172	1,60%
KBC SECURITIES AD BANJA LUKA	SENZ	429.529	256	556.059	72	985.588	328	3,90%
NLB RAZVOJNA BANKA AD BANJA LUKA	VBBR	482.669	273	629.943	327	1.112.612	600	4,40%
VOLKSBANK AD BANJA LUKA	ZKBR	500.355	196	502.917	171	1.003.272	367	3,97%
		Ukupno Total						
		12.632.690	4.190	12.632.690	4.190	25.265.379	8.380	



Top 3		%
Hypo-Alpe-Adria-Bank a.d. Banja Luka	HABR	28,13%
Nova Banka a.d. Banja Luka	NOBR	20,27%
Eurobroker a.d. Banja Luka	EUBR	12,07%

3. TRŽIŠNA KAPITALIZACIJA | Market Capitalization



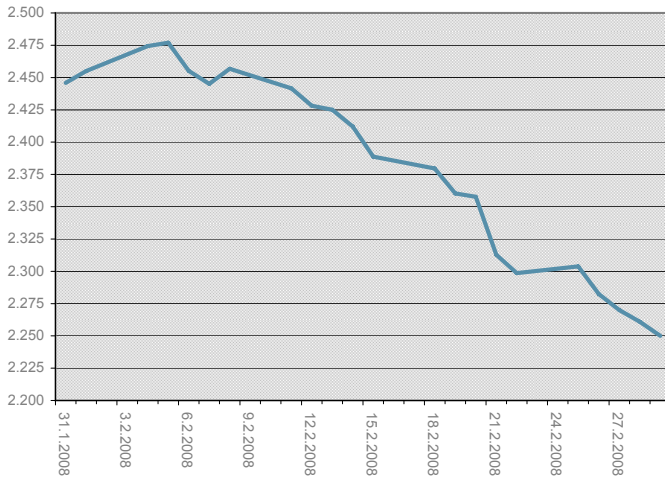
Mjesec / Month	Fondovi / Funds	Berz. kotacija / Official market	Slob. berzansko tržište / Free Market	Ukupno / Total
feb.08	362.536.007	3.980.702.798	2.505.827.695	6.849.066.500
jan.08	415.212.089	3.081.226.219	3.796.894.384	7.293.332.692
dec.07	476.942.569	4.290.582.574	2.980.324.819	7.747.849.962
nov.07	501.981.650	4.243.918.535	2.893.871.371	7.639.771.556
okt.07	515.410.559	4.050.057.048	3.256.894.916	7.822.362.523
sep.07	628.079.763	4.734.351.034	3.809.471.502	9.171.902.299
avg.07	667.415.883	3.604.550.028	5.356.882.381	9.628.848.292
jul.07	648.158.239	3.486.695.031	5.481.000.559	9.615.853.829
jun.07	650.444.920	3.621.978.405	5.835.358.101	10.107.781.426
maj.07	710.162.130	3.686.616.125	6.734.468.765	11.131.247.020
apr.07	820.407.066	3.634.535.808	8.053.123.612	12.508.066.486
mar.07	806.899.307	3.103.010.841	7.845.827.764	11.755.737.912
feb.07	721.510.787	2.709.086.840	7.029.460.356	10.460.057.983
jan.07	576.566.353	1.708.886.427	6.052.636.782	8.338.089.562
dec.2006		2.152.382.183	5.755.913.680	7.908.295.863
nov.2006		2.015.754.976	5.385.442.598	7.401.197.574

* Od marta 2007. godine u ukupnu tržišnu kapitalizaciju ne ulazi kapitalizacija emitenata gdje najveći akcionar ima preko 99% od ukupnog broja akcija.

* From Mart 2007, issuers where the biggest shareholder owns more than 99% of total shares are excluded from the total market capitalization.

4. INDEXI NA BANJALUČKOJ BERZI | Indexes on the BLSE

BIRS Berzanski index Republike Srpske
Stock Exchange Index of the RS



u hiljadama KM | in thousand BAM

Datum / Date	Vrijednost / Value	Apsolutna promjena / Abs. Chg.	Promjena(%) / Change (%)
31.1.08	2.445,89	1,89	0,08
1.2.08	2.455,05	9,16	0,37
4.2.08	2.474,32	19,27	0,78
5.2.08	2.477,00	2,68	0,11
6.2.08	2.455,17	-21,83	-0,88
7.2.08	2.445,16	-10,01	-0,41
8.2.08	2.456,79	11,63	0,48
11.2.08	2.441,62	-15,17	-0,62
12.2.08	2.428,10	-13,52	-0,55
13.2.08	2.425,07	-3,03	-0,12
14.2.08	2.412,02	-13,05	-0,54
15.2.08	2.388,78	-23,24	-0,96
18.2.08	2.379,64	-9,14	-0,38
19.2.08	2.360,28	-19,36	-0,81
20.2.08	2.357,70	-2,58	-0,11
21.2.08	2.312,84	-44,86	-1,90
22.2.08	2.298,57	-14,27	-0,62
25.2.08	2.303,79	5,22	0,23
26.2.08	2.282,41	-21,38	-0,93
27.2.08	2.269,97	-12,44	-0,55
28.2.08	2.260,90	-9,07	-0,40
29.2.08	2.249,99	-10,91	-0,48

Oznaka emitenta / Issuer Code	Naziv emitenta / Issuer	Cijena na dan 31.01.08. / Price on 31.01.08.	Cijena na dan 29.02.08. / Price on 29.02.08.	Promjena (%) / Change (%)	Promet u KM / Turnover in BAM	% BIRS-a na dan 29.02.08. / % of BIRS on 29.02.08.	P/E *
TLKM-R-A	TELEKOM SRPSKE AD BANJA LUKA	2,26	2,11	-6,64%	1.420.353	20,84%	13,44
HETR-R-A	HIDROELEK. NA TREBIŠNJICI AD TREBINJE	1,41	1,27	-9,93%	191.144	4,51%	198,88
HEDR-R-A	HIDROELEKTRANE NA DRINI AD VIŠEGRAD	1,16	1,05	-9,48%	120.139	4,42%	139,66
NOVB-R-A	NOVA BANKA AD BANJA LUKA	4.300,00	3.600,00	-16,28%	392.599	11,12%	33,83
RTEU-R-A	R I T E UGLJEVIK AD UGLJEVIK	1,18	1,00	-15,25%	104.803	2,25%	483,90
RITE-R-A	R I T E GACKO AD GACKO	1,100	1,040	-5,45%	247.931	3,27%	65,68
HELV-R-A	HIDROELEKTRANE NA VRBASU AD M.GRAD	2,20	2,20	0,00%	75.409	2,02%	75.818,14
EKBL-R-A	ELEKTROKRAJINA AD BANJA LUKA	2,15	1,80	-16,28%	108.422	1,46%	n/a
BIRA-R-A	BIRAČ AD ZVORNIK	0,210	0,180	-14,29%	209.019	5,36%	447,81
RNAF-R-A	RAFINERIJA NAFTE AD BOSANSKI BROD	0,603	0,536	-11,11%	342.315	4,98%	n/a
RFUM-R-A	RAFINERIJA ULJA AD MODRIČA	0,850	0,750	-11,76%	132.512	4,20%	1.089,05
VBBB-R-A	NLB RAZVOJNA BANKA AD BANJA LUKA	5.800,00	5.600,00	-3,45%	131.800	4,92%	58,04
TRZN-R-A	TRŽNICA AD BANJA LUKA	3,06	2,91	-4,90%	321.813	6,70%	20,28
BVRU-R-A	ZTC BANJA VRUČICA AD TESLIĆ	1,32	1,31	-0,76%	9.329	4,01%	53,57
ELBJ-R-A	ELEKTRO-BIJELJINA AD BIJELJINA	2,11	1,80	-14,69%	39.204	0,67%	601,42
ELDO-R-A	ELEKTRO DOBOJ AD DOBOJ	2,01	1,80	-10,45%	57.253	0,54%	69,45
ZERS-R-A	ŽELJEZNICE RS AD, DOBOJ	0,31	0,30	-4,46%	143.492	2,91%	n/a
EDPL-R-A	ELEKTRODISTRIBUCIJA AD PALE	3,00	2,80	-6,67%	43.386	0,40%	3.523,90
BOKS-R-A	BOKSIT AD MILIĆI	1,50	1,30	-13,33%	149.048	2,28%	49,80
DEST-R-A	HEMIJSKA INDUSTR. DESTILACIJE AD TESLIĆ	1,15	1,15	0,00%	-	2,82%	99,71
BLPV-R-A	BANJALUČKA PIVARA AD BANJA LUKA	0,72	0,73	1,39%	14.774	1,33%	n/a
UNFC-R-A	UNIS-FABRIKA CIJEVI AD DERVENTA	1,70	1,55	-8,82%	21.787	1,63%	547,80
KDVO-R-A	KOSIG DUNAV OSIGURANJE AD BANJA LUKA	587,00	590,00	0,51%	13.370	1,55%	31,00
METL-R-A	METAL AD GRADIŠKA	1,20	1,25	4,17%	126.724	1,43%	473,98
EKHC-R-A	ELEKTROHERCEGOVINA AD TREBINJE	1,86	1,70	-8,60%	8.697	0,30%	186,35
VITA-R-A	VITAMINKA AD BANJA LUKA	1,05	1,24	18,10%	23.617	1,17%	79,91
PDPT-R-A	PRIJEDORPUTEVI AD PRIJEDOR	4,30	4,00	-6,98%	19.371	1,44%	17,07
VTNK-R-A	VITINKA AD KOZLUK	11,00	9,01	-18,09%	6.730	0,53%	117,42
JLLC-R-A	JELŠINGRAD LIVNICA ČELIKA AD BANJA LUKA	0,539	0,530	-1,67%	530	0,46%	862,68
MIRA-R-A	MIRA AD PRIJEDOR	0,97	1,00	3,09%	12.983	0,51%	43,78

Ukupno | Total

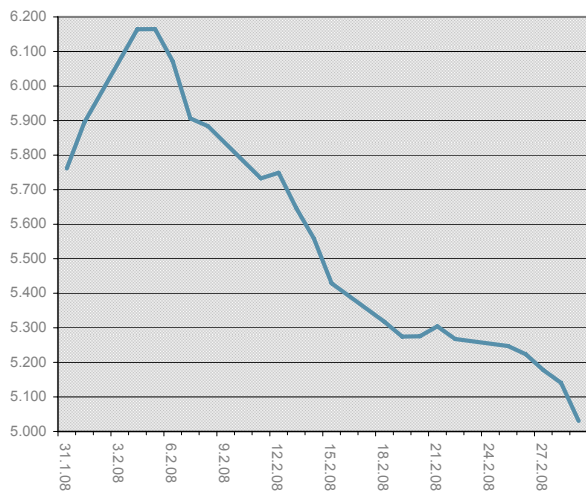
4.488.553

100,00%

* Pokazatelj P/E se odnosi na finansijske izvještaje za 2006. godinu | P/E ratio is calculated for 2006 financial statement

FIRS Index investicionih fondova RS

The Investment Funds Index of the RS



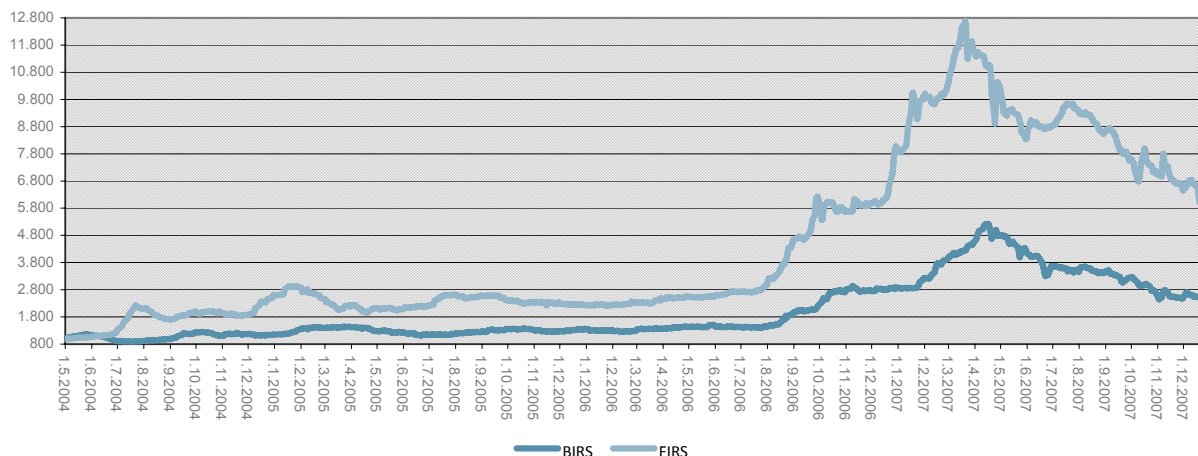
u hiljadama KM | in thousand BAM

Datum / Date	Vrijednost / Value	Apsolutna promjena / Abs. Chg.	Promjena (%) / Change (%)
31.1.08	5,761.41	-30,86	-0,53
1.2.08	5,894.86	133,45	2,32
4.2.08	6,164.21	269,35	4,57
5.2.08	6,164.57	0,36	0,01
6.2.08	6,071.52	-93,05	-1,51
7.2.08	5,906.22	-165,3	-2,72
8.2.08	5,883.53	-22,69	-0,38
11.2.08	5,732.90	-150,63	-2,56
12.2.08	5,748.92	16,02	0,28
13.2.08	5,646.49	-102,43	-1,78
14.2.08	5,558.89	-87,6	-1,55
15.2.08	5,428.78	-130,11	-2,34
18.2.08	5,317.15	-111,63	-2,06
19.2.08	5,274.54	-42,61	-0,80
20.2.08	5,275.55	1,01	0,02
21.2.08	5,304.23	28,68	0,54
22.2.08	5,267.63	-36,6	-0,69
25.2.08	5,247.41	-20,22	-0,38
26.2.08	5,223.76	-23,65	-0,45
27.2.08	5,177.84	-45,92	-0,88
28.2.08	5,140.59	-37,25	-0,72
29.2.08	5,030.48	-110,11	-2,14

Oznaka emitenta / Issuer Code	Naziv emitenta / Issuer	Cijena na dan 31.01.08. / Price on 31.01.08.	Cijena na dan 29.02.08. / Price on 29.02.08.	Promjena (%) / Change (%)	Promet u KM / Turnover in BAM	% FIRS-a na dan 29.02.08. % of FIRS on 29.02.08.
BLBP-R-A	BLB-PROFIT AD BANJA LUKA	17,03	16,20	-4,87%	183.054	7,78%
BLKP-R-A	BALKAN INVESTMENT FOND AD B. LUKA	9,01	8,00	-11,21%	21.473	2,56%
BRSP-R-A	BORS INVEST FOND AD BANJA LUKA	14,00	12,50	-10,71%	82.002	4,40%
EINP-R-A	EUROINVESTMENT FOND AD BANJA LUKA	42,45	40,74	-4,03%	404.738	12,27%
EKVP-R-A	AKTIVA INVEST FOND AD GRADIŠKA	16,09	9,41	-41,52%	448.995	3,46%
INVP-R-A	INVEST NOVA FOND AD BIJELJINA	0,241	0,215	-10,79%	267.826	11,20%
JHVP-R-A	JAHORINA KONSEKO AD PALE	6,90	6,11	-11,45%	14.014	3,35%
KRIP-R-A	KRISTAL INVEST FOND AD BANJA LUKA	16,93	14,00	-17,31%	243.889	12,56%
PLRP-R-A	POLARA INVEST FOND AD BANJA LUKA	15,490	11,650	-24,79%	44.654	5,44%
PRVP-R-A	PRIVREDNIK AD BANJA LUKA	5,700	5,500	-3,51%	10.557	1,65%
VBIP-R-A	VB FOND AD BANJA LUKA	14,010	10,320	-26,34%	63.027	4,38%
VIBP-R-A	VIB FOND AD BANJA LUKA	5,99	5,30	-11,52%	13.704	2,93%
ZPTP-R-A	ZEPTEK FOND AD BANJA LUKA	15,01	13,51	-9,99%	925.137	28,01%

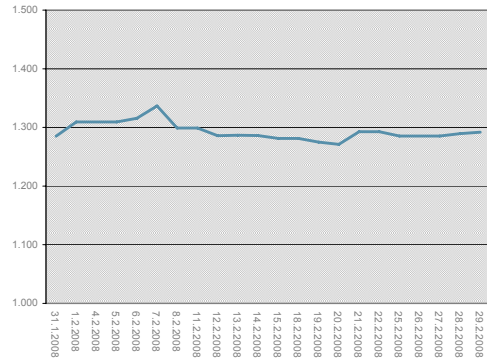
Ukupno | Total

2.723.069 100,00%



4a. OSTALI INDEXI NA BANJALUČKOJ BERZI | Other Indexes on the BLSE

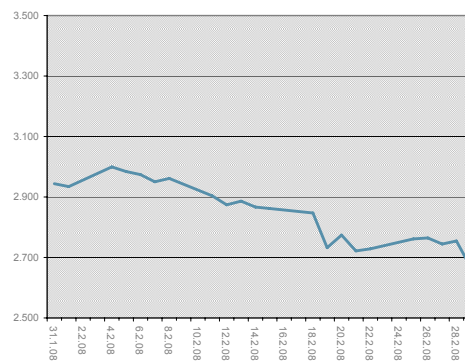
GIRS Indeks građevinskog sektora RS
The Index of the Construction Sector of the RS



u hiljadama KM | in thousand BAM

Datum / Date	Vrijednost / Value	Apsolutna promjena / Abs. Chg.	Promjena (%) Change (%)
31.1.08	1.285,02	0,5	0,04
1.2.08	1.309,36	24,34	1,89
4.2.08	1.309,36	0	0,00
5.2.08	1.309,36	0	0,00
6.2.08	1.315,48	6,12	0,47
7.2.08	1.336,67	21,19	1,61
8.2.08	1.298,97	-37,7	-2,82
11.2.08	1.298,97	0	0,00
12.2.08	1.285,82	-13,15	-1,01
13.2.08	1.286,60	0,78	0,06
14.2.08	1.286,19	-0,41	-0,03
15.2.08	1.281,10	-5,09	-0,40
18.2.08	1.281,10	0	0,00
19.2.08	1.274,92	-6,18	-0,48
20.2.08	1.271,22	-3,7	-0,29
21.2.08	1.292,66	21,44	1,69
22.2.08	1.292,66	0	0,00
25.2.08	1.285,43	-7,23	-0,56
26.2.08	1.285,43	0	0,00
27.2.08	1.285,43	0	0,00
28.2.08	1.289,54	4,11	0,32
29.2.08	1.291,99	2,45	0,19

ERS10 Indeks preduzeća iz sistema Elektroprivrede RS
The Index of the Power Utility Companies of the RS



u hiljadama KM | in thousand BAM

Datum / Date	Vrijednost / Value	Apsolutna promjena / Abs. Chg.	Promjena (%) Change (%)
31.1.08	2.943,98	28,47	0,98
1.2.08	2.934,58	-9,4	-0,32
4.2.08	2.999,69	65,11	2,22
5.2.08	2.984,15	-15,54	-0,52
6.2.08	2.974,04	-10,11	-0,34
7.2.08	2.950,08	-23,96	-0,81
8.2.08	2.961,18	11,1	0,38
11.2.08	2.903,62	-57,56	-1,94
12.2.08	2.874,27	-29,35	-1,01
13.2.08	2.886,00	11,73	0,41
14.2.08	2.866,58	-19,42	-0,67
15.2.08	2.861,97	-4,61	-0,16
18.2.08	2.847,21	-14,76	-0,52
19.2.08	2.732,27	-114,94	-4,04
20.2.08	2.773,92	41,65	1,52
21.2.08	2.721,83	-52,09	-1,88
22.2.08	2.728,50	6,67	0,25
25.2.08	2.761,55	33,05	1,21
26.2.08	2.764,58	3,03	0,11
27.2.08	2.744,23	-20,35	-0,74
28.2.08	2.754,30	10,07	0,37
29.2.08	2.666,84	-87,46	-3,18

Oznaka emitenta / Issuer Code	Naziv emitenta / Issuer	Cijena na dan 31.01.08. / Price on 31.01.08.	Cijena na dan 29.02.08. / Price on 29.02.08.	Promjena (%) / Change (%)	Promet u KM / Turnover in BAM	% GIRS-a na dan 29.02.08. / % of GIRS on 29.02.08.	P/E *
KRJN-R-A	Krajina GP a.d. Banja Luka	3,50	3,80	8,57%	6.650	21,94%	13,16
PDPT-R-A	Prijedorputevi a.d. Prijedor	4,30	4,00	-6,98%	19.371	19,33%	17,07
HGPT-R-A	Hercegovinaputevi a.d. Trebinje	3,59	3,10	-13,65%	18.325	9,96%	8,13
PTSA-R-A	Put GP a.d. Istočno Sarajevo	0,85	0,70	-17,74%	-	5,10%	135,18
BNPT-R-A	Bijeljina put a.d. Bijeljina	1,71	1,60	-6,43%	317	7,74%	901,98
MGPT-R-A	Mirkonjićputevi a.d. Mirkonjić Grad	2,41	2,41	0,00%	7.461	6,13%	53,38
TRMN-R-A	Termomontaža a.d. Banja Luka	0,72	0,70	-2,91%	1.137	5,31%	1.866,63
GRDP-R-A	Gradip a.d. Prnjavor	1,40	1,40	0,00%	-	5,46%	15,89
KZPT-R-A	Kozaraputevi a.d. Banja Luka	0,87	1,30	49,43%	-	4,79%	837,68
JDNS-R-A	Jedinstvo GP a.d. Gradiška	1,30	1,24	-4,62%	29.987	3,40%	27,00
ZVPT-R-A	Zvornikputevi a.d. Zvornik	1,05	1,45	38,10%	120.073	3,40%	122,96
SRPU-R-A	Srbijjeputevi a.d. Foča	2,21	2,21	0,00%	-	2,09%	6,48
RUDI-R-A	Ruding a.d. Ugljevik	0,90	0,90	0,00%	-	2,23%	188,75
NGRD-R-A	Niskogradnja a.d. Teslić	1,20	1,20	0,00%	-	1,11%	237,06
UNAK-R-A	Una IGP a.d. Kozarska Dubica	0,50	0,50	0,00%	181	1,04%	93,15
PTBL-R-A	Put a.d. Banja Luka	0,70	0,70	0,00%	113	0,48%	98,11
KLMK-R-A	Klimakomerc a.d. Istočno Sarajevo	1,01	1,01	0,00%	775	0,49%	35,52

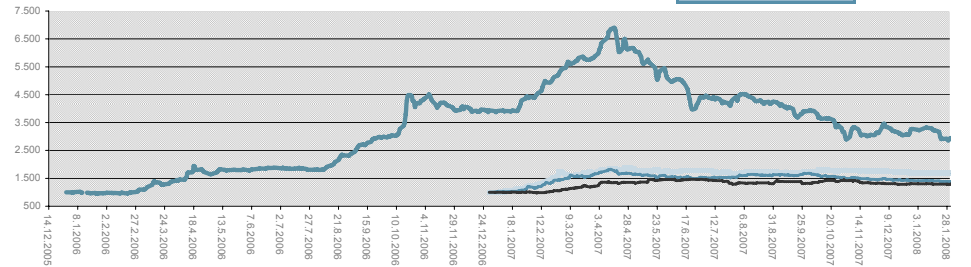
Ukupno | Total
204.390 100,00%

ERS10
RSFIN
MIRS
GIRS

RS FIN

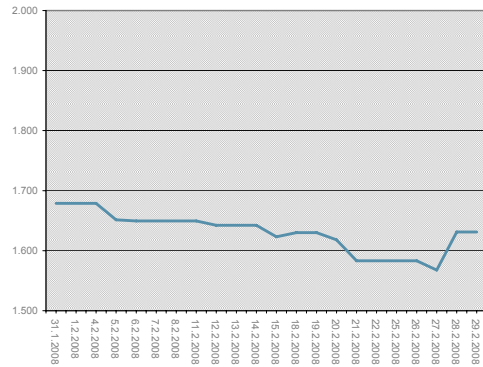
Oznaka emitenta / Issuer Code	Naziv emitenta / Issuer	Cijena na dan 31.01.08. / Price on 31.01.08.	Cijena na dan 29.02.08. / Price on 29.02.08.	Promjena (%) / Change (%)	Promet u KM / Turnover in BAM	% ERS10 na dan 29.01.08. / % of ERS10 on 29.01.08.	P/E *
EDPL-R-A	Elektrodistribucija a.d. Pale	3,00	2,80	93,33%	43.386	2,01%	452,94
EKBL-R-A	Elektrokrajina a.d. Banja Luka	2,15	1,80	-16,28%	108.422	7,55%	n/a
EKHC-R-A	Elektrohercegovina a.d. Trebinje	1,86	1,70	-8,60%	8.697	1,55%	186,35
ELBJ-R-A	Elektro-Bijeljina a.d. Bijeljina	2,11	1,80	-14,69%	39.204	3,15%	601,42
ELDO-R-A	Elektro Doboj a.d. Doboj	2,01	1,80	-10,45%	57.253	2,55%	69,45
HEDR-R-A	Hidroelek. na Drini Višegrad	1,16	1,05	-9,48%	120.139	21,10%	139,66
HELV-R-A	Hidroelek. na Vrbusu a.d. M. Grad	2,20	2,20	0,00%	75.409	10,24%	75.818,14
HETR-R-A	Hydro. na Trebišnjici a.d. Trebinje	1,41	1,27	-9,93%	191.144	22,24%	198,88
RITE-R-A	R i TE Gacko a.d. Gacko	1,10	1,04	-5,45%	247.931	17,97%	65,68
RTEU-R-A	R i TE Ugljevik a.d. Ugljevik	1,18	1,00	-15,25%	104.803	11,64%	483,90

Ukupno | Total
996.388 100,00%



MIRS

RS FIN Indeks finansijskog sektora RS The Index of the Financial Sector of the RS

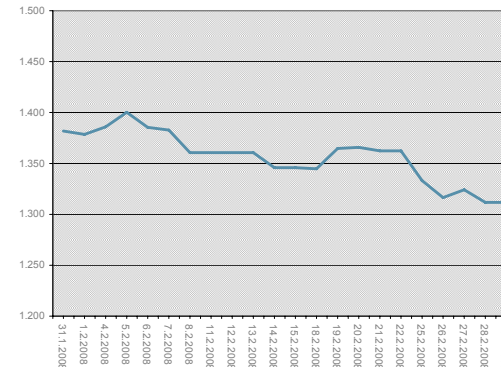


u hiljadama KM | in thousand BAM

Oznaka emitenta / Issuer Code	Naziv emitenta / Issuer	Cijena na dan 31.01.08. / Price on 31.01.08.	Cijena na dan 29.02.08. / Price on 29.02.08.	Promjena (%) / Change (%)	Promet u KM / Turnover in BAM	% RS FIN-a na dan 29.02.08. / % of RS FIN on 29.02.08.	P/E *
NOVB-R-A	Nova banka a.d. Banja Luka	4.300,00	3.600,00	-16,28%	392.599	22,40%	33,83
VBFB-R-A	NLB razvojna banka a.d. B. Luka	5.800,00	5.600,00	-3,45%	131.800	24,03%	58,04
NBLB-R-B	NBB a.d. Banja Luka	3.499,00	2.998,00	-14,32%	90.342	16,61%	1.325,08
KDVO-R-A	Kosig Dunav osiguranje a.d. B. Luka	587,00	590,00	0,51%	13.370	12,61%	31,00
SODJ-R-A	Jahorina osiguranje a.d. I. Sarajevo	390,00	6,11	-98,43%	-	0,19%	0,51
BBRB-R-A	Bobar banka a.d. Bijeljina	4.500,00	4.500,00	0,00%	-	13,89%	77,03
PIBB-R-D	PIB Slobomir Bijeljina	3,48	3,48	0,00%	-	10,27%	595,30
Ukupno Total							
							628.111 100,00%

* Pokazatelj P/E se odnosi na finansijske izvještaje za 2006. godinu | P/E ratio is calculated for 2006 financial statement

MIRS Indeks metalnog sektora RS The Index of the Metal Sector of the RS



u hiljadama KM | in thousand BAM

Oznaka emitenta / Issuer Code	Naziv emitenta / Issuer	Cijena na dan 31.01.08. / Price on 31.01.08.	Cijena na dan 29.02.08. / Price on 29.02.08.	Promjena (%) / Change (%)	Promet u KM / Turnover in BAM	% MIRS-a na dan 29.02.08. / % of MIRS on 29.02.08.	P/E *
BIRA-R-A	Birač a.d. Zvornik	0,21	0,183	-12,86%	209.019	15,31%	455,27
UNFC-R-A	Unis fabrika cijevi a.d. Derventa	1,70	1,55	-8,82%	21.787	20,78%	547,80
METL-R-A	Metal a.d. Gradiška	1,20	1,25	4,17%	126.724	20,35%	473,98
JLLC-R-A	Jelšingrad a.d. Banja Luka	0,54	0,53	-1,67%	530	11,96%	862,68
ELVA-R-A	Elvaco a.d. Bijeljina	0,65	0,65	0,00%	-	14,21%	n/a
ALPR-R-A	Alpro a.d. Vlasenica	0,63	0,62	-1,75%	619	10,51%	45,56
UTSC-R-A	Unis TSC a.d. Prnjavor	1,25	1,03	-17,60%	787.136	6,87%	96,86
Ukupno Total							
							1.145.815 100,00%

* Pokazatelj P/E se odnosi na finansijske izvještaje za 2006. godinu | P/E ratio is calculated for 2006 financial statement

LISTIRANE HARTIJE | Listed Securities

	29.2.08
Listirane akcije Listed Shares - Status Trading	599
Listirane akcije Listed Shares - Status Suspended	219
Fondovi Listed funds	14
Zatvoreni fondovi Closed End Funds	14
Otvoreni fondovi Open End Funds	0
Obveznice Listed bonds	3
Ukupno Total	835

	01.02 -29.02.08
Uvrštene akcije New listed shares	3
Uvršteni fondovi New listed funds	0
Uvrštene obveznice New listed bonds	0
Delistirane Delisted	0

Skupljanje kapitala na berzi Capital Raised on the Stock Exchange	KM BAM
IPO	0
SPO	919.011
Ukupno Total	919.011

Redovan promet po hartijama od vrijednosti u februaru 2008. | Ordinary turnover by Securities in February 2008

Službeno berzansko tržište - lista B | Official market - Listing B

R.b. / No.	Oznaka / Symbol	Emitent / Issuer	Emitovano HOV / Issued Secur.	Cijena / Price				Promet / Turnover		Posl. dan trgovanja / Last Trad. Day	Broj trans. / No of Trans.
				Posled. / Last	Min./ Min	Maks. / Maks	Prosječna / Average	Broj HOV / No of Secur.	KM		
1	ALPR-R-A	ALPRO AD VLAZENICA	15.060.420	0,6190	0,6190	0,6190	0,6190	1.000	619	28.02.2008	1
2	APBL-R-A	AUTOPREVOZ AD BANJA LUKA	1.043.670.300	0,0027	0,0025	0,0029	0,0027	860.343	2.326	25.02.2008	9
3	BIRA-R-A	BIRAČ AD ZVORNIK	729.085.280	0,1800	0,1800	0,2200	0,2110	990.477	209.019	29.02.2008	67
4	BLPV-R-A	BANJALUČKA PIVARA AD BANJA LUKA	47.696.303	0,7300	0,6660	0,7400	0,7312	20.205	14.774	26.02.2008	5
5	BOKS-R-A	BOKSIT AD MILIČI	17.287.671	1,3000	1,2300	1,5000	1,3477	110.586	149.048	29.02.2008	31
6	BVRU-R-A	ZTC BANJA VRUČICA AD TESLIČ	27.076.394	1,3100	1,3100	1,3100	1,3100	7.121	9.329	15.02.2008	8
7	CELX-R-A	CELEX SHP AD BANJA LUKA	11.453.816	1,2100	1,2100	1,3000	1,2588	2.652	3.339	18.02.2008	4
8	EDPL-R-A	ELEKTRODISTRIBUCIJA AD PALE	15.795.899	2,8000	2,8000	3,0000	2,8618	15.160	43.386	26.02.2008	12
9	EKBL-R-A	ELEKTROKRAJINA AD BANJA LUKA	92.276.622	1,8000	1,8000	2,1600	2,0659	52.481	108.422	29.02.2008	43
10	EKHC-R-A	ELEKTROHERCEGOVINA AD TREBINJE	20.048.466	1,7000	1,7000	1,7900	1,7276	5.034	8.697	12.02.2008	7
11	ELBJ-R-A	ELEKTRO-BIJELJINA AD BIJEJINA	38.486.953	1,8000	1,8000	2,0900	1,9948	19.653	39.204	27.02.2008	21
12	ELDO-R-A	ELEKTRO DOBOJ AD DOBOJ	31.117.961	1,8000	1,8000	2,0700	1,9091	29.988	57.253	29.02.2008	28
13	HEDR-R-A	HIDROELEKTRANE NA DRINI AD VIŠEGRAD	441.955.312	1,0500	1,0100	1,2000	1,1190	107.360	120.139	26.02.2008	50
14	HELV-R-A	HIDROELEKTRANE NA VRBASU AD M.GRAD	102.354.487	2,2000	2,0000	2,2000	2,1653	34.825	75.409	28.02.2008	16
15	HETR-R-A	HIDROELEK. NA TREBIŠNJICI AD TREBINJE	385.164.196	1,2700	1,2300	1,4500	1,3436	142.261	191.144	26.02.2008	54
16	JLLC-R-A	JELŠINGRAD LIVNICA ČELIKA AD BANJA LUKA	35.262.434	0,5300	0,5300	0,5300	0,5300	1.000	530	07.02.2008	1
17	KRJN-R-A	KRAJINA GP AD BANJA LUKA	11.289.203	3,8000	3,8000	3,8000	3,8000	1.750	6.650	01.02.2008	2
18	KRPT-R-A	KRAJINAPETROL AD BANJA LUKA	13.876.371	1,3500	1,3500	1,3500	1,3500	606	818	12.02.2008	3
19	METL-R-A	METAL AD GRADIŠKA	15.679.520	1,2500	1,2200	1,3000	1,2611	100.479	126.724	28.02.2008	29
20	MIRA-R-A	MIRA AD PRIJEDOR	18.473.634	1,0000	0,9700	1,0400	1,0169	12.766	12.983	29.02.2008	15
21	NOVB-R-A	NOVA BANKA AD BANJA LUKA	43.142	3.600,0000	3.600,0000	4.220,0000	3.925,9900	100	392.599	28.02.2008	8
22	RFUM-R-A	RAFINERIJA ULJA AD MODRIČA	203.487.123	0,7500	0,7120	0,8500	0,8117	163.252	132.512	29.02.2008	54
23	RTEU-R-A	R I TE UGLJEVIK AD UGLJEVIK	256.013.165	1,0000	1,0000	1,1800	1,1553	90.709	104.803	29.02.2008	19
24	TLKM-R-A	TELEKOM SRPSKE AD BANJA LUKA	491.383.755	2,1100	2,0700	2,3400	2,2210	639.487	1.420.353	29.02.2008	304
25	TPBL-R-A	TOPLANA AD BANJA LUKA	19.648.609	0,2970	0,2970	0,3320	0,3282	56.793	18.640	29.02.2008	14
26	TRZN-R-A	TRŽNICA AD BANJA LUKA	20.361.814	2,9100	2,8700	3,1900	3,0939	104.014	321.813	29.02.2008	120
27	VBBB-R-A	NLB RAZVOJNA BANKA AD BANJA LUKA	42.003	5.600,0000	5.600,0000	5.800,0000	5.730,4347	23	131.800	20.02.2008	9
28	VDBL-R-A	VODOVOD AD BANJA LUKA	35.434.161	0,8900	0,8900	0,8900	0,8900	2.234	1.988	12.02.2008	3
29	VITA-R-A	VITAMINKA AD BANJA LUKA	35.725.355	1,2400	1,1500	1,2500	1,2388	19.063	23.617	27.02.2008	22
30	ZERS-R-A	ŽELJEZNICE RS AD, DOBOJ	245.305.786	0,3000	0,3000	0,3600	0,3216	446.133	143.492	29.02.2008	47
31	ZTPR-R-A	ŽITOPROMET AD BIJEJINA	7.048.991	0,9000	0,8880	0,9220	0,9082	20.553	18.667	28.02.2008	36
Ukupno / Total:								4.058.108	3.890.097		1.042

Službeno berzansko tržište - segment kotacija IF-ova | Official Market - IF's Segment

R.b. / No.	Oznaka / Symbol	Emitent / Issuer	Emitovano HOV / Issued Secur.	Cijena / Price				Promet / Turnover		Posl. dan trgovanja / Last Trad. Day	Broj trans. / No of Trans.
				Posled. / Last	Min./ Min	Maks. / Maks	Prosječna / Average	Broj HOV / No of Secur.	KM		
1	BLBP-R-A	ZIF BLB-PROFIT AD BANJA LUKA	1.724.564	16,2000	15,7000	18,4500	17,3002	10.581	183.054	29.02.2008	176
2	BLKP-R-A	ZIF BALKAN INVESTMENT FOND AD BANJA LUKA	1.151.882	8,0000	8,0000	9,0100	8,7644	2.450	21.473	29.02.2008	61
3	BRSP-R-A	ZIF BORS INVEST FOND AD BANJA LUKA	1.263.637	12,5000	12,5000	15,0000	13,8167	5.935	82.002	29.02.2008	70
4	EINP-R-A	ZIF EUROINVESTMENT FOND AD BANJA LUKA	1.082.447	40,7400	38,8000	52,0000	44,4962	9.096	404.738	29.02.2008	108

Februar 2008 | February 2008

5	EKVP-R-A	ZIF AKTIVA INVEST FOND AD GRADIŠKA	1.321.822	9,4100	9,4100	16,8000	16,3574	27,449	448,995	29.02.2008	158
6	INVP-R-A	ZIF INVEST NOVA FOND AD BIJELJINA	187.191.287	0,2150	0,2050	0,2740	0,2397	1.117.330	267.826	29.02.2008	185
7	JHKP-R-A	PIF JAHORINA KOIN AD PALE	1.969.600	6,1100	6,1100	7,0000	6,7310	2,082	14,014	13.02.2008	48
8	KRIP-R-A	ZIF KRISTAL INVEST FOND AD BANJA LUKA	3.224.829	14,0000	13,9800	17,7500	16,4224	14,851	243,889	29.02.2008	209
9	PLRP-R-A	ZIF POLARA INVEST FOND AD BANJA LUKA	1.679.212	11,6500	11,6500	16,0000	14,2801	3,127	44,654	29.02.2008	96
10	PRVP-R-A	ZIF PRIVREDNIK INVEST AD BANJA LUKA	1.079.344	5,5000	5,3100	6,4200	6,1233	1,724	10,557	28.02.2008	39
11	VBIP-R-A	ZIF VB FOND AD BANJA LUKA	1.526.090	10,3200	10,0700	14,1500	13,0760	4,820	63,027	29.02.2008	99
12	VIBP-R-A	ZIF VIB FOND AD BANJA LUKA	1.987.956	5,3000	5,0300	6,7400	5,9842	2,290	13,704	29.02.2008	116
13	ZPTP-R-A	ZIF ZEPTER FOND AD BANJA LUKA	7.448.639	13,5100	13,5100	17,0000	14,8987	62,095	925,137	29.02.2008	365
Ukupno / Total:								1.263.830	2.723.069		1.730

Slobodno berzansko tržište | The Free Market

R.b./ No.	Oznaka / Symbol	Emitent / Issuer	Emitovano HOV / Issued Secur.	Cijena / Price				Promet / Turnover		Posl. dan trgovanja / Last Trad. Day	Broj trans. / No of Trans.
				Posled. / Last	Min./ Min	Maks. / Maks	Prosječna / Average	Broj HOV / No of Secur.	KM		
1	AGRK-R-A	AGROKOOP AD, TREBINJE	598.828	1,5000	1,5000	1,5000	1,5000	985	1,478	29.02.2008	5
2	APGD-R-A	AUTOPREVOZ AD, GRADIŠKA	2.198.122	0,2500	0,2500	0,2500	0,2500	3,734	934	27.02.2008	2
3	ASKR-R-A	KRAJINA AUTO ŠKOLA AD, BANJA LUKA	870.561	1,8900	1,8900	1,8900	1,8900	2,622	4,956	11.02.2008	2
4	ATMK-R-A	ENERGOINVEST AUTOMATIKA AD SARAJEVO	1.876.993	0,3000	0,3000	0,3010	0,3007	12,843	3,863	22.02.2008	6
5	BEOG-R-A	BEOGRAD AD, BANJA LUKA	548.880	1,0000	1,0000	1,0000	1,0000	800	800	11.02.2008	1
6	BLFM-R-A	BANJA LUKA FILM AD BANJA LUKA	2.748.056	0,6000	0,6000	0,7000	0,6979	175,708	122,627	13.02.2008	4
7	BLKB-O-A	BALKAN INVESTMENT BANK AD BANJA LUKA	50.000	87,5244	87,2711	87,5244	87,2751	5,819	507,854	29.02.2008	3
8	BMND-R-A	BEMIND AD, BANJA LUKA	1.761.797	0,4000	0,4000	0,4000	0,4000	339,369	135,748	14.02.2008	9
9	BMNT-R-A	BOSNAMONTAŽA AD, PRIJEDOR	2.855.317	0,3500	0,3500	0,3500	0,3500	2,582	904	06.02.2008	1
10	BNPT-R-A	BIJELJINA PUT AD, BIJELJINA	3.500.822	1,6000	1,6000	1,6000	1,6000	198	317	08.02.2008	1
11	BOSK-R-A	BOSKA RK AD BANJA LUKA	42.813.249	0,3160	0,3160	0,4000	0,3879	16,117	6,253	27.02.2008	12
12	BTPR-R-A	BETONSKI PROIZVODI AD, ZALUŽANI	1.798.481	1,0000	1,0000	1,0000	1,0000	20,618	20,618	29.02.2008	31
13	CFSU-R-A	ČAJAVEC FSU AD, LAKTAŠI	18.057.481	0,0900	0,0900	0,0900	0,0900	9,693	872	25.02.2008	1
14	CIST-R-A	ČISTOČA AD BANJA LUKA	9.100.614	2,0000	2,0000	2,1900	2,1265	92,280	196,235	21.02.2008	17
15	CJSU-R-A	ČAJAVEC SISTEMI UPRAV. AD BANJA LUKA	9.434.860	0,4100	0,4100	0,6000	0,4971	14,261	7,090	28.02.2008	6
16	CMEG-R-A	ČAJAVEC-MEGA AD, BANJA LUKA	9.943.425	0,5200	0,5050	0,6390	0,6029	28,557	17,220	22.02.2008	28
17	DNA9-R-A	DONA DD BRČKO	452.507	3,5000	3,5000	3,5000	3,5000	554	1,939	20.02.2008	1
18	DRTR-R-A	DRINA-TRANS AD ZVORNIK	5.857.532	0,2900	0,2900	0,2900	0,2900	1,035	300	08.02.2008	1
19	DSTC-R-A	DISTRIBUTIVNI CENTAR AD BIJELJINA	2.912.000	0,2000	0,1990	0,2000	0,1992	16,308	3,249	04.02.2008	2
20	ELKR-R-A	EKP ELKER AD LJUBIJA	1.199.628	0,3700	0,3700	0,3700	0,3700	81	30	28.02.2008	1
21	ETNO-R-A	EN TNNO AD DOBOJ	413.230	1,7100	1,7100	1,7100	1,7100	2,131	3,644	15.02.2008	3
22	FDBL-R-A	FABRIKA DUVANA AD BANJA LUKA	7.060.394	0,5500	0,5000	0,5800	0,5427	3,790	2,057	21.02.2008	7
23	FOTS-R-A	FABRIKA OBUĆE AD TESLIĆ	5.702.864	0,0620	0,0620	0,0620	0,0620	890	55	28.02.2008	1
24	FPSR-R-A	FPS AD SREBRENICA	950.008	3,0100	3,0100	3,7000	3,5374	4,391	15,533	29.02.2008	5
25	FRUK-R-A	FRUKTONA AD BANJA LUKA	10.094.446	0,2200	0,2200	0,2200	0,2200	17,287	3,803	07.02.2008	2
26	GATP-R-A	GATAČKO POLJE AD GACKO	2.312.031	0,1990	0,1990	0,1990	0,1989	6,635	1,320	06.02.2008	3
27	GLSS-R-A	GLAS SRPSKE AD BANJA LUKA	2.848.576	0,8000	0,7800	0,8000	0,7951	771	613	05.02.2008	2
28	GLST-R-A	GLAS SRPSKI - TRGOVINA AD BANJA LUKA	1.593.618	0,5000	0,4500	0,5000	0,4891	636	311	11.02.2008	3
29	GOVF-R-A	FARMALAND AD NOVA TOPOLA	6.594.088	0,9900	0,9900	0,9900	0,9900	3,901	3,862	05.02.2008	3
30	GPIS-R-A	GAS PROMET AD ISTOČNO SARAJEVO-PALE	4.395.111	0,9900	0,9900	0,9900	0,9900	345	342	22.02.2008	1
31	HDRT-R-A	HIDRAT AD UKRIN-CELINAC	2.220.149	0,4500	0,4500	0,4500	0,4500	230	104	01.02.2008	1
32	HGPT-R-A	HERCEGOVINAPUTEVI AD TREBINJE	2.196.788	3,1000	2,9200	3,1600	3,0409	6,026	18,325	28.02.2008	19
33	HPAL-R-A	PALAS AD BANJA LUKA	12.058.902	0,9100	0,9030	0,9100	0,9081	3,826	3,474	28.02.2008	27

Februar 2008 | February 2008

R.b./ No.	Oznaka / Symbol	Emitent / Issuer	Emitovano HOV / Issued Secur.	Cijena / Price				Promet / Turnover		Posl. dan trgovanja / Last Trad. Day	Broj trans. / No of Trans.
				Posled. / Last	Min./ Min	Maks. / Maks	Prosječna / Average	Broj HOV / No of Secur.	KM		
34	IMPR-R-A	IMPRO AD PRIJEDOR	10.235.612	0,1900	0,1900	0,1900	0,1900	86.055	16.350	25.02.2008	5
35	INCH-R-A	INCEL-HOLDING AD BANJA LUKA	202.325.287	0,2990	0,2990	0,2990	0,2990	6.000	1.794	12.02.2008	2
36	INTL-R-A	INTAL AD MILICI	1.411.962	1,2200	1,2200	1,5200	1,3400	2.500	3.350	28.02.2008	5
37	INZR-R-A	INŽENJERING AD ZVORNIK	4.850.759	0,1700	0,1700	0,1700	0,1700	8.583	1.459	25.02.2008	9
38	IZVR-R-A	IZVOR AD BILECA	4.647.240	0,1500	0,0510	0,1500	0,0617	11.500	711	15.02.2008	4
39	JDNG-R-A	JEDINSTVO AD, NOVI GRAD	1.983.577	0,2000	0,2000	0,2000	0,2000	2.241	448	13.02.2008	1
40	JDNS-R-A	JEDINSTVO GP AD GRADIŠKA	2.892.224	1,2400	1,1700	1,2400	1,1796	25.421	29.987	29.02.2008	5
41	JFAM-R-A	JELŠINGRAD FAM AD BANJA LUKA	44.589.997	0,1280	0,1280	0,1280	0,1280	5.675	726	27.02.2008	1
42	JFMD-R-A	JELŠINGRAD FMD AD PRNJAVOR	4.927.184	0,5400	0,5300	0,5400	0,5343	9.119	4.873	14.02.2008	5
43	JFMG-R-A	JELŠINGRAD FMG AD GRADIŠKA	5.239.307	0,8000	0,8000	0,8000	0,8000	9.828	7.862	26.02.2008	7
44	KAUT-R-A	KRAJINAUTO AD BANJA LUKA	1.894.602	0,2000	0,2000	0,2000	0,2000	7.442	1.488	27.02.2008	2
45	KDVO-R-A	KOSIG DUNAV OSIGURANJE AD BANJA LUKA	57.286	590,0000	580,0000	590,0000	581,3043	23	13.370	18.02.2008	2
46	KLMK-R-A	KLIMAKOMERC AD ISTOČNO SARAJEVO	344.117	1,0100	1,0100	1,0100	1,0100	767	775	05.02.2008	5
47	KMAG-R-A	KAMENI AGREGATI AD BANJA LUKA	2.004.935	0,5800	0,5800	0,5810	0,5805	835	485	26.02.2008	3
48	KPPL-R-A	JP KOMUNALNO AD PALE	295.195	3,0000	2,9500	3,0000	2,9827	1.643	4.901	29.02.2008	12
49	KPRM-R-A	KRAJINAPREMJER AD BANJA LUKA	2.167.451	0,8000	0,8000	0,8000	0,8000	1.669	1.335	06.02.2008	4
50	KRJL-R-A	KRAJINALIJEK AD BANJA LUKA	6.072.569	1,0000	1,0000	1,2000	1,0716	25.945	27.805	28.02.2008	12
51	KRLB-R-A	HYPO-ALPE-ADRIA-BANK AD BANJA LUKA	100.837.352	3,8400	3,8400	3,8400	3,8400	480	1.843	25.02.2008	1
52	KZPT-R-A	KOZARAPUTEVI AD BANJA LUKA	6.504.294	1,3000	1,0000	1,4500	1,1667	4.393	5.126	08.02.2008	9
53	LJUB-R-A	LJUBIJA RŽR AD PRIJEDOR	154.248.550	0,1700	0,1700	0,1750	0,1730	17.516	3.032	22.02.2008	8
54	LKSM-R-A	LUKA AD ŠAMAC	10.965.303	1,0000	1,0000	1,0000	1,0000	6.448	6.448	12.02.2008	2
55	MATE-R-A	TP MATEX AD BANJA LUKA	7.740.963	0,9100	0,9100	0,9100	0,9100	1.000	910	05.02.2008	2
56	MGPT-R-A	MRKONJIĆPUTEVI AD MRKONJIC GRAD	1.840.150	2,4100	2,4100	2,4100	2,4100	3.096	7.461	26.02.2008	11
57	MHNK-R-A	MEHANIKA AD KOZARSKA DUBICA	12.351.880	0,0140	0,0130	0,0140	0,0131	285.750	3.764	27.02.2008	14
58	MJVC-R-A	MAJEVICA AD LOPARE	635.126	0,2000	0,2000	0,2000	0,2000	12.484	2.497	28.02.2008	6
59	MJZR-R-A	1 MAJ-ZAVRŠNI RADOVI U GRAĐ. AD BL	1.365.515	0,5000	0,5000	0,5000	0,5000	3.297	1.649	14.02.2008	3
60	MLPH-R-A	MALPREH AD BANJA LUKA	6.967.620	0,6200	0,6200	0,6200	0,6200	500	310	07.02.2008	1
61	MLPR-R-A	MD MALIND-PROMET AD MODRIČA	260.754	1,0000	1,0000	1,0000	1,0000	64.416	64.416	26.02.2008	1
62	MRDN-R-A	MERIDIAN AD BANJA LUKA	5.274.062	1,1500	1,1500	1,3100	1,2979	28.424	36.892	29.02.2008	16
63	MTLB-R-A	METAL AD BANJA LUKA	16.399.850	0,5790	0,3500	0,6500	0,4305	433.629	186.716	29.02.2008	118
64	MTNO-R-A	METALNO AD ZVORNIK	10.779.609	0,1500	0,1500	0,2400	0,1505	35.920	5.407	28.02.2008	8
65	NAPR-R-A	NAPREDAK AD PELAGICEVO	6.015.177	0,2000	0,2000	0,2000	0,2000	37.679	7.536	29.02.2008	8
66	NBLB-R-B	NOVA BANJALUČKA BANKA AD BANJA LUKA	88.649	2.998,0000	2.998,0000	3.198,0000	3115,2413	29	90.342	27.02.2008	7
67	NOVT-R-A	NOVOTEX AD TREBINJE	9.961.494	0,0510	0,0510	0,0510	0,0510	3.847	196	06.02.2008	1
68	NVRZ-R-A	NOVOREZ AD PALE	668.682	0,6390	0,6390	0,6400	0,6390	6.591	4.212	14.02.2008	5
69	OPRM-R-A	OPREMA AD BIJELJINA	4.495.140	0,0800	0,0800	0,0800	0,0800	60.000	4.800	08.02.2008	3
70	OSLB-R-A	OSLOBOĐENJE AD BANJA LUKA	2.941.702	0,3610	0,3610	0,3610	0,3609	5.592	2.019	27.02.2008	5
71	OZTU-R-A	OZRENTURIST AD DOBOJ	4.412.724	0,2500	0,1700	0,2500	0,1766	3.048.657	538.397	13.02.2008	125
72	PDNK-R-A	PRIJEDORCANKA AD PRIJEDOR	11.122.078	0,7500	0,7500	0,7500	0,7500	1.500	1.125	05.02.2008	3
73	PDPT-R-A	PRIJEDORPUTEVI AD PRIJEDOR	8.460.380	4,0000	4,0000	4,2000	4,0919	4.734	19.371	25.02.2008	13
74	PEKS-R-A	PRNJAVOR EKSPRES AD PRNJAVOR	1.668.164	0,3720	0,2500	0,3720	0,3241	176.522	57.222	29.02.2008	77
75	PLDN-R-A	PLANINSKO DOBRO AD NEVESINJE	1.470.994	0,3300	0,3300	0,8000	0,4538	1.100	499	28.02.2008	5
76	PLVT-R-A	PLIVATRANS AT AD ŠIPOVO	745.671	0,1300	0,1300	0,1300	0,1300	340.034	44.204	25.02.2008	1
77	PMPR-R-A	PAMO-PROMET AD MODRIČA	571.323	1,0000	1,0000	1,0000	1,0000	107.216	107.216	28.02.2008	2
78	POBJ-R-A	POBJEDA AD BIJELJINA	10.924.945	0,5600	0,5600	0,5600	0,5600	6.335	3.548	07.02.2008	1
79	POLJ-R-A	POLJOPROMET AD ČELINAC	2.397.760	0,2700	0,2700	0,2700	0,2700	32.338	8.731	22.02.2008	18

Februar 2008 | February 2008

R.b./ No.	Oznaka / Symbol	Emitent / Issuer	Emitovano HOV / Issued Secur.	Cijena / Price				Promet / Turnover		Posl. dan trgovanja / Last Trad. Day	Broj trans. / No of Trans.
				Posled. / Last	Min./ Min	Maks. / Maks	Prosječna / Average	Broj HOV / No of Secur.	KM		
80	POSA-R-A	POSAVINA AD VUKOSAVLJE	445.725	0,1500	0,1500	0,1500	0,1500	11.347	1.702	21.02.2008	1
81	POST-R-A	SRPSKE POŠTE AD BANJA LUKA	38.754.233	0,9000	0,9000	1,0100	0,9906	14.414	14.280	29.02.2008	16
82	PRGS-R-A	PROGRES AD DOBOJ	1.510.297	0,6900	0,6900	0,6900	0,6900	3.676	2.536	19.02.2008	1
83	PROM-R-A	PROMET TP AD PRNJAVOR	9.144.193	0,3270	0,1180	0,3270	0,1933	438.166	84.706	29.02.2008	80
84	PSCT-R-A	P.S.C. TAM AD BANJA LUKA	3.271.069	0,3800	0,3800	0,3800	0,3800	64	24	07.02.2008	2
85	PSVN-R-A	POSAVINA AD SRBAC	5.707.392	0,3010	0,3000	0,3010	0,3006	5.210	1.566	18.02.2008	3
86	PTBL-R-A	PUT AD BANJA LUKA	1.371.632	0,7000	0,7000	0,7000	0,7000	161	113	05.02.2008	1
87	PTKZ-R-A	POTKOZARJE AD GRADIŠKA	8.317.272	0,2900	0,2900	0,3500	0,3083	6.600	2.035	28.02.2008	6
88	PTRL-R-A	PETROL AD BANJA LUKA	18.949.274	0,9500	0,9000	1,0100	0,9790	14.172	13.875	22.02.2008	18
89	PZBN-R-A	POLJOPRIVREDNI ZAVOD AD BIJELJINA	43.353.800	0,0270	0,0270	0,0270	0,0269	7.095.499	191.578	15.02.2008	1
90	RITE-R-A	R I TE GACKO AD GACKO	379.959.879	1,0400	1,0300	1,2000	1,1304	219.328	247.931	29.02.2008	77
91	RNAF-R-A	RAFINERIJA NAFTE AD BOSANSKI BROAD	411.112.879	0,5360	0,5360	0,6490	0,5921	578.048	342.315	29.02.2008	193
92	RZVT-R-A	RAZVITAK AD DOBOJ	5.962.006	0,0880	0,0880	0,1100	0,0990	4.127.254	408.598	19.02.2008	3
93	SEHR-R-A	BRC ŠEHER BANJA LUKA	1.830.728	1,2500	1,2500	1,2500	1,2500	28.400	35.500	22.02.2008	2
94	SEMB-R-A	SEMBERIJA PD AD BIJELJINA	14.170.679	0,4000	0,4000	0,4020	0,4000	88.737	35.503	22.02.2008	22
95	SLR9-R-A	SLOBOPROM'S DD BRCKO	1.578.067	8,0000	8,0000	8,0000	8,0000	697	5.576	26.02.2008	2
96	SNCN-R-A	SANIČANI AD PRIJEDOR	11.882.463	0,5700	0,5700	0,5780	0,5715	2.467	1.410	20.02.2008	2
97	STND-R-A	STANDARD AD GRADIŠKA	7.976.273	0,1500	0,1500	0,1500	0,1500	47.436	7.115	20.02.2008	11
98	TGDO-R-A	TEHNOGAS-DOBOJ AD BUKOVICA VELIKA	1.306.830	0,7500	0,7500	0,7500	0,7500	10.783	8.087	20.02.2008	2
99	TGTN-R-A	TGT AD LAKTAŠI	970.081	8,5000	8,3000	8,5000	8,3373	5.985	49.899	29.02.2008	13
100	TOPA-R-A	TOP AD BANJA LUKA	7.305.722	0,5500	0,5500	0,5500	0,5500	67.490	37.120	26.02.2008	18
101	TRAN-R-A	TRANŠPED AD BANJA LUKA	461.916	1,6000	1,6000	1,6000	1,6000	90.458	144.733	04.02.2008	3
102	TRMN-R-A	TERMOMONTAŽA AD BANJA LUKA	3.026.603	0,7000	0,7000	0,7000	0,7000	1.624	1.137	15.02.2008	3
103	UNAK-R-A	UNA AD KOZARSKA DUBICA	1.010.090	0,5000	0,5000	0,5000	0,5000	362	181	06.02.2008	3
104	UNCC-R-A	UNICEP COMMERCE AD BANJA LUKA	988.954	0,1360	0,1360	0,1360	0,1359	202.562	27.548	08.02.2008	2
105	UNFC-R-A	UNIS-FABRIKA CIJEVI AD DERVENTA	26.526.872	1,5500	1,5500	1,6100	1,5824	13.768	21.787	25.02.2008	8
106	UNTR-R-A	UNICEP TRADE AD BANJA LUKA	988.954	0,1600	0,1600	0,1600	0,1600	153.907	24.625	08.02.2008	2
107	USTR-R-A	USLUGATRANS AD LAKTAŠI	440.666	0,2000	0,2000	0,2000	0,2000	465	93	29.02.2008	2
108	UTSC-R-A	UNIS TSC AD PRNJAVOR	12.935.438	1,0300	1,0300	1,2000	1,1995	656.193	787.136	26.02.2008	5
109	VDVD-R-A	VODOVOD AD DOBOJ	8.840.359	0,4000	0,4000	0,4000	0,4000	3.245	1.298	01.02.2008	2
110	VKBJ-R-A	VODOVOD I KANALIZACIJA AD BIJELJINA	10.009.225	0,9500	0,9500	0,9800	0,9662	35.364	34.170	27.02.2008	18
111	VLTG-R-A	VELETRGOVINA AD GRADIŠKA	6.021.146	0,2500	0,2500	0,2500	0,2500	9.848	2.462	13.02.2008	1
112	VRBS-R-A	VRBAS GP AD LAKTAŠI	1.702.118	0,3000	0,3000	0,3010	0,3006	1.538	462	26.02.2008	6
113	VSBL-R-A	VETERINARSKA STANICA AD BANJA LUKA	800.304	1,0000	1,0000	1,0000	1,0000	2.839	2.839	29.02.2008	7
114	VSDB-R-A	VETERINARSKA STANICA AD DOBOJ	405.677	0,5100	0,5100	0,5100	0,5100	116	59	05.02.2008	1
115	VSLA-R-A	VETERINARSKA STANICA AD LAKTAŠI	411.558	0,8400	0,8400	0,8400	0,8400	1.000	840	14.02.2008	1
116	VSNG-R-A	VETERINARSKA STANICA AD NOVI GRAD	1.044.116	0,6000	0,6000	0,6000	0,6000	7.945	4.767	14.02.2008	9
117	VSPA-R-A	VETERINARSKA STANICA AD PALE	28.962	3,0500	3,0500	3,0500	3,0500	404	1.232	20.02.2008	5
118	VTNK-R-A	VITINKA AD KOZLUK	1.639.762	9,0100	9,0100	11,0000	10,8019	623	6.730	27.02.2008	8
119	VTRG-R-A	VITOROG AD ŠIPOVO	1.529.225	0,1200	0,1200	0,1200	0,1200	7.853	942	20.02.2008	5
120	ZPBL-R-A	ŽITOPRODUKT AD BANJA LUKA	33.784.338	0,0640	0,0640	0,0640	0,0640	294	19	27.02.2008	1
121	ZTR9-R-A	ŽITOPROMET DD BRCKO	635.909	3,0000	3,0000	3,0000	3,0000	1.858	5.574	25.02.2008	5
122	ZVPT-R-A	ZVORNIKPUTEVI AD ZVORNIK	1.499.080	1,4500	1,4500	1,4500	1,4500	82.809	120.073	28.02.2008	23
Ukupno / Total:								19.770.805	5.100.512		
UkupnoRedovan promet / Total Ordinary Turnover								25.092.743	11.713.679		
										1.363	
										4.135	

ČLANOVI BERZE | Members of BLSE

ADVANTIS BROKER AD
address: Pave Radana 49, 78000 Banja Luka
phone: +387 51 348-900, fax: +387 51 348-901
e-mail: branko.kecman@advantisbroker.com

BALKAN INVESTMENT BANK AD
address: Bana Milosavljevića 8, 78000 Banja Luka
phone: +387 51 245-155, 245-156, fax: +387 51 245-145
e-mail: a.batinica@balkaninvestment.com

BOBAR BANKA AD
address: Filipa Višnjića 211, 76300 Bijeljina
phone: +387 55 213-343, fax: +387 55 213-342
e-mail: ana.mirosavljevic@bobarbanka.com

EUROBROKER AD
address: I krajiškog korpusa, 78000 Banja Luka
phone: +387 51 348 930, fax: +387 51 348 980
e-mail: sasa.grbic@eurobroker.ba

EQUIS INVESTMENTS AD
address: Jovana Dučića 55
phone: +387 51 344 260, fax: +387 51 344 261
e-mail: info@equis.ba

FIMA INTERNATIONAL AD
address: Srpska 63, 78000 Banja Luka
phone: +387 51 329 200, fax: +387 51 329 212
e-mail: stopalovic@fima.ba

GRAND BROKER AD
address: Svetog Save z 14/d, 75400 Zvornik
phone: +387 56 211-799, fax: +387 56 211-798
e-mail: grandbroker@rstel.net

HYP0 ALPE-ADRIA-BANK AD
address: Aleja Svetog Save bb, 78000 B. Luka
phone: +387 51 336-530, fax: +387 51 336-535
e-mail: zoran.jeftic@hypo-alpe-adria.com

INTERFINANCE AD
address: Veselina Masleše 1/X
phone: +387 51 231 340, fax: +387 51 231 347
e-mail: pkovacevic@interfinance.ba

MONET BROKER AD
address: Kralja Petra I Karađorđevića 139, 78000 B. Luka
phone: +387 51 345-600, fax: +387 51 345-601
e-mail: draganab@monetbroker.com

NLB RAZVOJNA BANKA AD
address: Kralja Petra I Karađorđevića 103, 78000 B. Luka
phone: +387 51 226-570, fax: +387 51 226-571
e-mail: v.burazor@nlbrazvojnabanka.com

NOVA BANKA AD
address: Knjaza Miloša 15, 78000 Banja Luka
phone: +387 51 241-923, fax: +387 51 241-925
e-mail: jasnav@novabanka.com

NOVA BANJALUČKA BANKA AD
address: Marije Bursać 7, 78000 Banja Luka
phone: +387 51 243-302, fax: +387 51 243-299
e-mail: sanja.kondic@novablbanka.com

RAIFFEISEN CAPITAL AD
address: Vase Pelagića 2, 78000 Banja Luka
phone: +387 51 231-490, fax: +387 56 231 491
e-mail: jelena.mrkobrada@rbb-sarajevo.raiffeisen.at

SENZAL AD
address: Jevrejska bb, 78000 Banja Luka
phone: +387 51 230-781, fax: +387 56 230-780
e-mail: senzal@teleklik.net

VOLKSBANK AD
address: Jevrejska bb, 78000 Banja Luka
phone: +387 51 241-165, 241-164, fax: +387 51 241-135
e-mail: borislav.trampa@volksbank-bl.ba