



REPUBLIC OF BULGARIA
MINISTRY OF FINANCE

GOVERNMENT DEBT
MANAGEMENT

MONTHLY BULLETIN

JULY 2008

REPUBLIC OF BULGARIA
MINISTRY OF FINANCE

**GOVERNMENT DEBT
MANAGEMENT**

JULY 2008

ISSN 1311 – 0047

This issue includes materials and data received prior to 21 August 2008.

The contents of the *Government Debt Management* bulletin may be quoted or reproduced without further permission. Due acknowledgment is requested.

Published by the Ministry of Finance, Government Debt and Financial Markets Directorate,
tel. 9859 2497, 9859 2452.

Website: www.minfin.bg

Ministry of Finance address in Reuters: MFBG01

Subscriptions: tel. 9145 1351

Computer typeset: Publications Division of the Bulgarian National Bank.
Printed and bound in the BNB Printing Centre.

CONTENTS

1	Government Securities Issues	5
2	Domestic Government Debt Dynamics	11
3	External Government Debt Dynamics	20
4	Government Debt Structure	25
5	Government Guaranteed Debt Structure	31
6	Municipal Debt and Social Security Funds Debt	35
7	Consolidated Government Debt Amount	37
	Appendices	39

Abbreviations

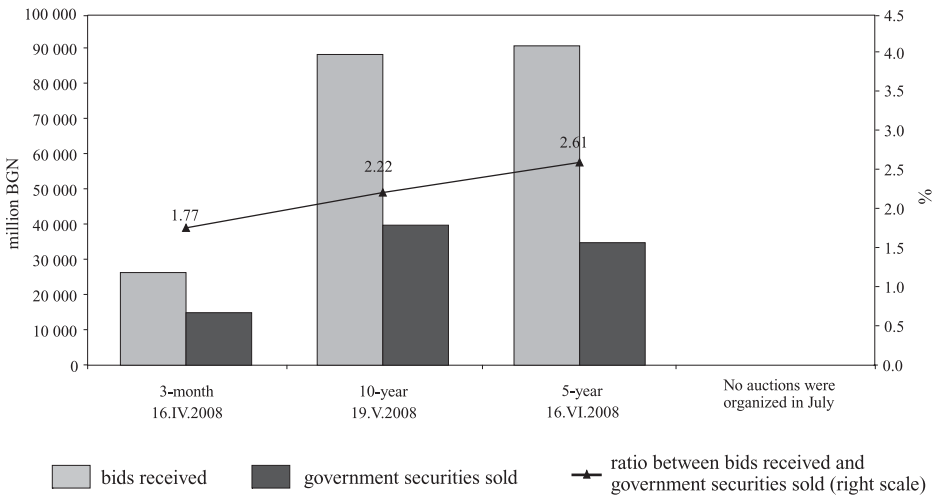
BGN	–	<i>The abbreviation of the Redenominated Bulgarian Lev</i>
BIR	–	<i>Base Interest Rate</i>
BNB	–	<i>Bulgarian National Bank</i>
CB	–	<i>Commercial Banks</i>
CM	–	<i>Council of Ministers</i>
CMD	–	<i>Council of Ministers Decree</i>
CSB	–	<i>Consolidated State Budget</i>
EBRD	–	<i>European Bank for Reconstruction and Development</i>
EIB	–	<i>Economic and Investment Bank</i>
GDP	–	<i>Gross Domestic Product</i>
GS	–	<i>Government Securities</i>
IMF	–	<i>International Monetary Fund</i>
JBIC	–	<i>Japan Bank for International Cooperation</i>
LBNB	–	<i>Law on the Bulgarian National Bank</i>
LSPDACB	–	<i>Law on State Protection of Deposits and Accounts with Commercial Banks in Respect Whereof the BNB Has Petitioned the Institution of Bankruptcy Proceedings</i>
MF	–	<i>Ministry of Finance</i>
SBL of RB	–	<i>State Budget Law of the Republic of Bulgaria</i>
SDR	–	<i>Special Drawing Rights</i>
TFP	–	<i>Transitional and Final Provisions</i>
ZUNK	–	<i>Bulgarian abbreviation of the Law on Settlement of Nonperforming Credits Negotiated prior to 31 December 1990 (LSNC)</i>

In accordance with the announced issuing calendar, in July no issues of government securities were offered for sale by the Ministry of Finance.

Payments effected during the month came to BGN 155,876.1 thousand, including principal payments of BGN 113,891.8 thousand and interest payments of BGN 41,984.4 thousand. In July there were no reverse repurchased securities earmarked for direct sale to individuals.

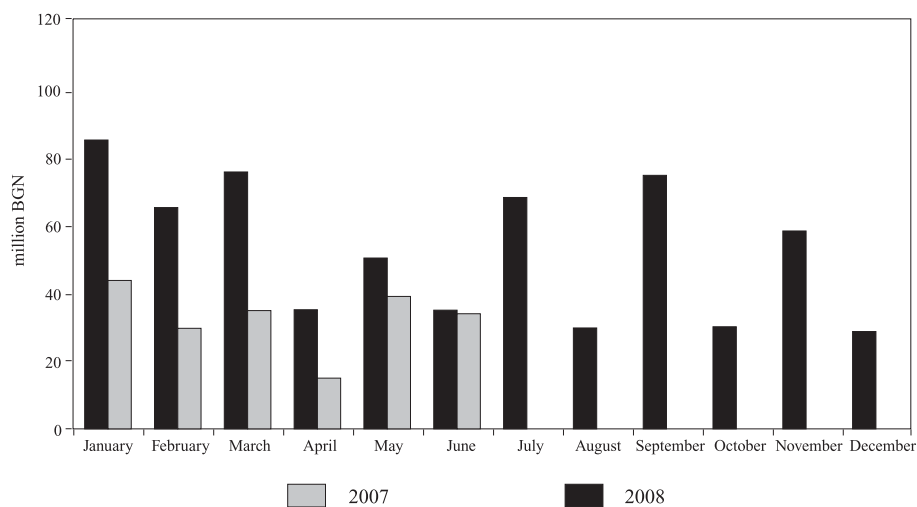
Chart 1

Bids Received and Government Securities Sold at Auctions



Note: The five- and ten-year government securities issues are tap issues. The above dates indicate the auction dates.

Sales of Government Securities Issues



Prices of Issues Sold per BGN 100 Nominal Value

JUNE 2008

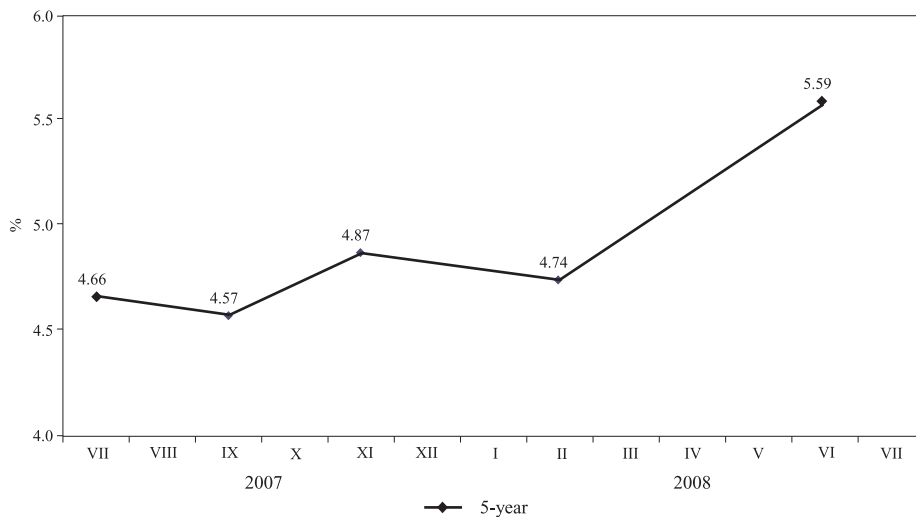
5-year BG2030008119	
Minimum	93.99
Average-weighted	94.88
Maximum	97.35

Minimum	93.99
Average-weighted	94.88
Maximum	97.35

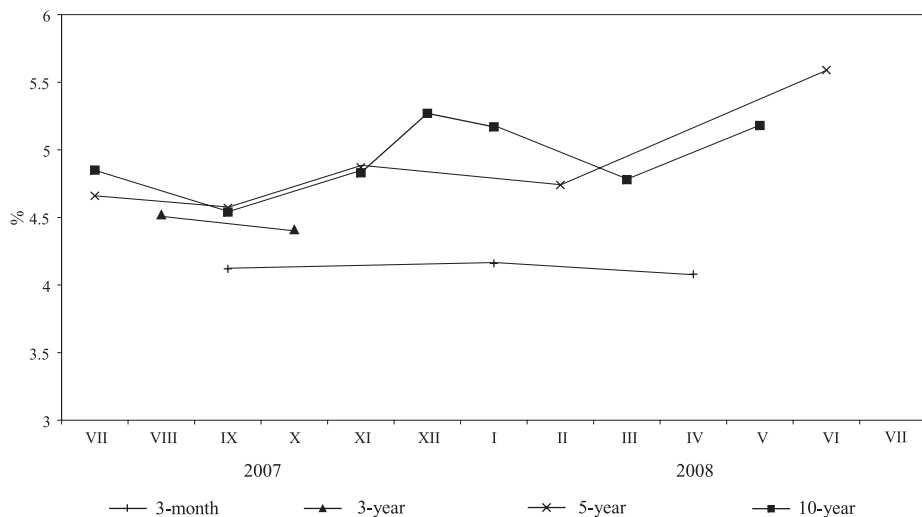
JULY 2008

No auctions were organized.

Dynamics of the Average Annual Yield of Primary Market Government Securities

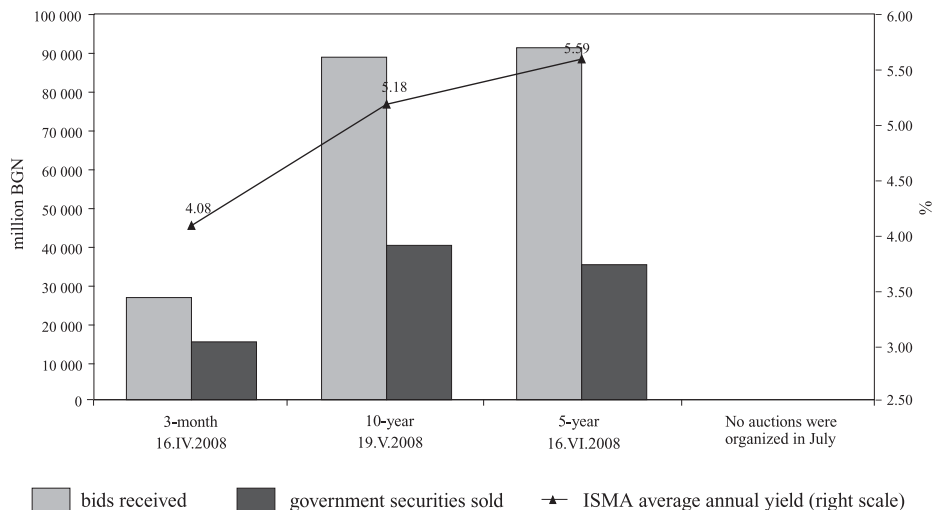


Yield of Primary Market Government Securities by Type



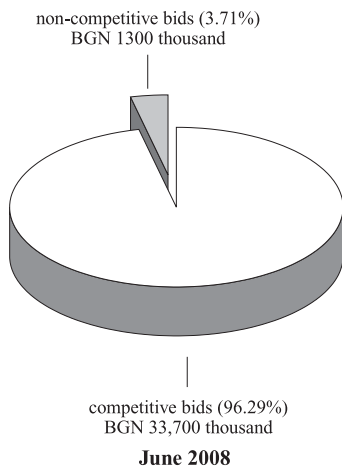
Note: Yield on an effective annual basis.

Yield and Sales of Government Securities



Note: The five- and ten-year government securities issues are tap issues. The above dates indicate the auction dates.

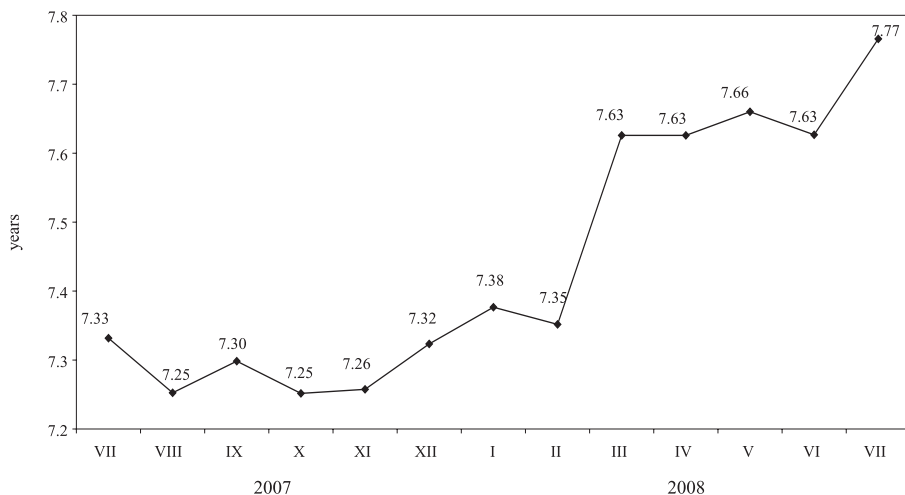
Government Securities Bought in the Primary Market through Competitive and Non-competitive Bids



No auctions were organized in July 2008.

Chart 7

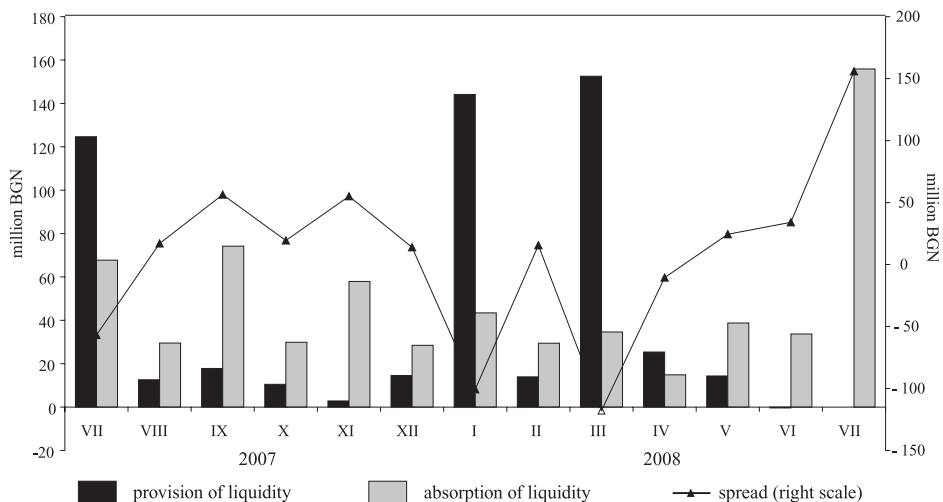
Average Term of Outstanding Government Securities Issues by Year



Note: The average term is calculated on the basis of the maturity structure of issued government securities.

Chart 8

Liquidity Provision and Absorption through Government Securities Maturities and Issues



Pending Payments on Government Securities in September 2008

(BGN'000)

Government securities	Monday	Tuesday	Wednesday	Thursday	Friday
	1	2	3	4	5
Bonds Target issues					
	8	9	10	11	12
Bonds Target issues					
	15	16	17	18	19
Bills Bonds Target issues					
	22	23	24	25	26
Bonds Target issues					
	29	30			
Bonds Target issues		6.83			

Note: When the payment day is not a business day, payment is effected on the following business day.

Calendar of Government Securities Issues in September 2008

Auction date	Issue date	Maturity date	Issue term	Scheduled volume (BGN)
15.09.2008	17.09.2008	17.12.2018	3-month	15 000 000
29.09.2008*	01.10.2008	16.01.2018	10-year	30 000 000
TOTAL bills bonds				45 000 000 15 000 000 30 000 000

Note: The Ministry of Finance is entitled to make relevant adjustments in the calendar where necessary.

* Tap issue.

By end-July 2008 domestic government debt totaled BGN 3,005,962.7 thousand in nominal terms. The share of government securities issues in total debt was 89.2 per cent (BGN 2,682,753.8 thousand) and that of government securities issued for structural reform 10.8 per cent (BGN 323,208.9 thousand, Chart 9).

Government securities issued since early 2008 amounted to BGN 200,000 thousand. Redeemed government securities accounted for BGN 355,521.3 thousand. Issued government securities and effected payments led to a change in the maturity structure of the five-year government securities: their share decreased to 22.7 per cent at the expense of the other government securities whose shares increased (Chart 10). The average-weighted maturity of government securities issues was seven years and nine months. Government securities issued for structural reform amounted to BGN 323,208.9 thousand by the end of the review month.

Debt foreign exchange structure experienced slight changes in July (Chart 11). The shares of government securities in US dollars and euro increased to 4.5 per cent and 19.6 per cent respectively, while the share of government securities in levs decreased to 75.8 per cent on the previous month. The maturity structure also changed. Short-term government securities were repaid, while medium-term government securities decreased to 29.5 per cent at the expense of long-term government securities which increased to 70.5 per cent (Chart 12). Government securities with fixed interest coupons comprised 89.2 per cent and government securities with floating interest coupons 10.8 per cent.

Since early-2008 interest and discounts paid on government securities issued on the domestic market totaled BGN 124,068.9 thousand. Payments on government securities issues amounted to BGN 108,015.1 thousand or 87.1 per cent of the total repaid interest and discounts (Chart 16). Interest paid on ten-year bonds occupied the largest share, 33.5 per cent, followed by interest payments on seven-year bonds, 29.5 per cent (Chart 15).

Domestic Government Debt

(BGN'000)

Structure	Amount as of 31 Dec. 2007	Change in 2008		Amount as of 31 July 2008
		increase	decrease	
1. DEBT ON GOVERNMENT SECURITIES ISSUES				
1. Government securities issued in 2001	30 000.0	-	-	30 000.0
1.1. Long-term	30 000.0	-	-	30 000.0
7-year	30 000.0	-	-	30 000.0
2. Government securities issued in 2002	324 920.0	-	-	324 920.0
2.1. Long-term	324 920.0	-	-	324 920.0
7-year	240 000.0	-	-	240 000.0
10-year	84 920.0	-	-	84 920.0
3. Government securities issued in 2003	780 945.2	-	175 000.0	605 945.2
3.1. Medium-term	175 000.0	-	175 000.0	-
5-year	175 000.0	-	175 000.0	-
3.2. Long-term	605 945.2	-	-	605 945.2
7-year	310 362.2	-	-	310 362.2
EUR-denominated (lev equivalent)	205 362.2	-	-	205 362.2
10-year	100 000.0	-	-	100 000.0
15-year	195 583.0	-	-	195 583.0
EUR-denominated (lev equivalent)	195 583.0	-	-	195 583.0
4. Government securities issued in 2004	268 414.9	-	58.0	268 356.9
4.1. Medium-term	108 414.9	-	58.0	108 356.9
5-year	108 414.9	-	58.0	108 356.9
EUR-denominated (lev equivalent)	8 414.9	-	58.0	8 356.9
4.2. Long-term	160 000.0	-	-	160 000.0
7-year	80 000.0	-	-	80 000.0
10-year	80 000.0	-	-	80 000.0
5. Government securities issued in 2005	401 265.1	-	150 463.3	250 801.8
5.1. Medium-term	251 265.1	-	150 463.3	100 801.8
3-year	150 461.7	-	150 461.7	-0.0
5-year	100 803.4	-	1.6	100 801.8
EUR-denominated (lev equivalent)	803.4	-	1.6	801.8
5.2. Long-term	150 000.0	-	-	150 000.0
10-year	150 000.0	-	-	150 000.0
6. Government securities issued in 2006	452 730.0	-	-	452 730.0
6.1. Medium-term	282 730.0	-	-	282 730.0
3-year	127 730.0	-	-	127 730.0
5-year	155 000.0	-	-	155 000.0
6.2. Long-term	170 000.0	-	-	170 000.0
10-year	170 000.0	-	-	170 000.0
7. Government securities issued in 2007	580 000.0	-	-	580 000.0
7.1. Medium-term	330 000.0	-	-	330 000.0
3-year	150 000.0	-	-	150 000.0
5-year	180 000.0	-	-	180 000.0
7.2. Long-term	250 000.0	-	-	250 000.0
10-year	250 000.0	-	-	250 000.0
8. Government securities issued in 2008	-	200 000.0	30 000.0	170 000.0
8.1. Short-term	-	30 000.0	30 000.0	-
3-month	-	30 000.0	30 000.0	-
8.2. Medium-term	-	65 000.0	-	65 000.0
5-year	-	65 000.0	-	65 000.0
8.3. Long-term	-	105 000.0	-	105 000.0
10-year	-	105 000.0	-	105 000.0
TOTAL (I)	2 838 275.1	200 000.0	355 521.3	2 682 753.8

(continued)

(continued)

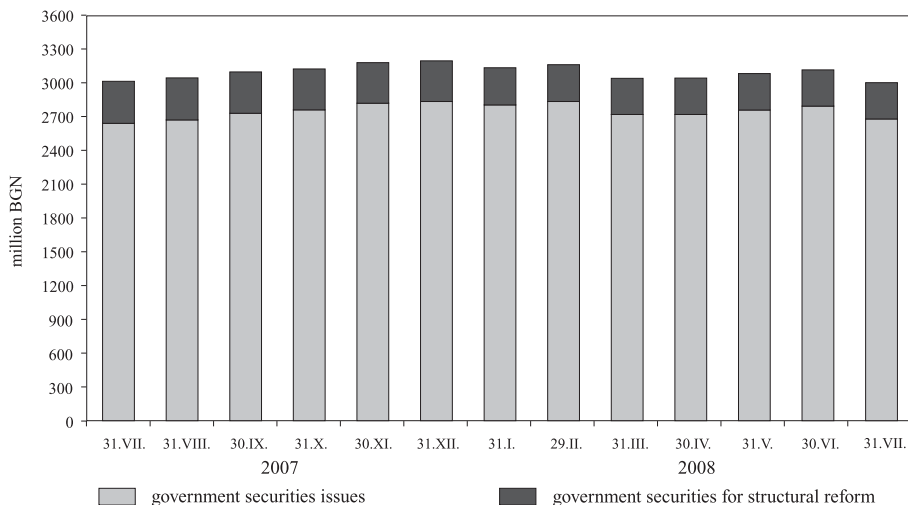
(BGN'000)

Structure	Amount as of 31 Dec. 2007	Change in 2008		Amount as of 31 July 2008
		increase	decrease	
II. DEBT ON GOVERNMENT SECURITIES ISSUED FOR STRUCTURAL REFORM				
1. Long-term government bonds issued pursuant to CM Decree No. 244 of 1991	1 100.7	-	275.2	825.5
2. Long-term government bonds issued pursuant to CM Decree No. 234 of 1992	1 271.8	-	127.2	1 144.6
3. Long-term government bonds issued pursuant to Articles 4 and 5 of ZUNK of 1993				
in BGN	4 736.9	-		4 736.9
denominated in USD	118 668.3		9 889.0	108 779.3
lev equivalent	157 973.6			136 284.1
denominated in EUR	100 237.0	-	8 353.1	91 884.0
lev equivalent	196 046.6			179 709.4
4. Long-term government bonds issued pursuant to CM Decree No. 3 of 1994	508.2	-		508.2
TOTAL (II)	361 637.9			323 208.9
DOMESTIC GOVERNMENT DEBT, TOTAL	3 199 913.0			3 005 962.7

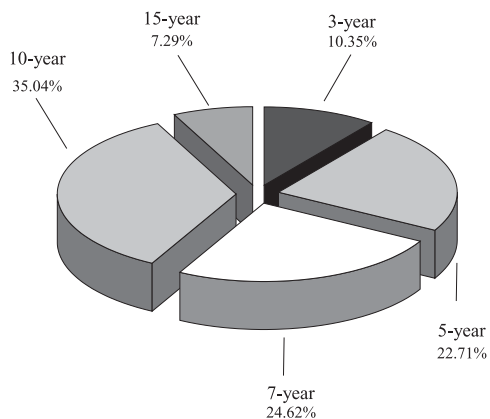
Notes: 1. Data at nominal value.

2. The lev equivalent of the debt denominated in foreign currency is based on BNB exchange rate of the relevant currency against the lev for the last business day of the respective period.

Changes in Domestic Government Debt

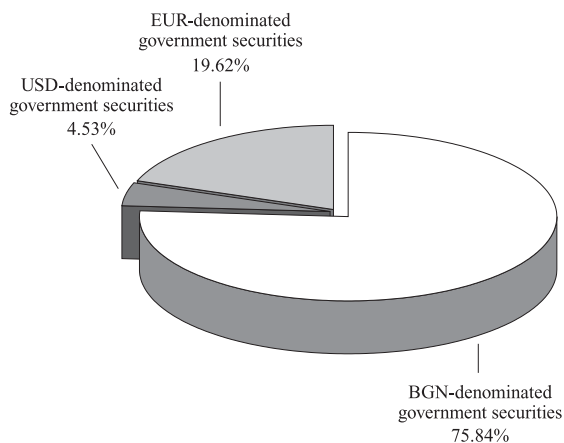


Outstanding Government Securities Issues as of 31 July

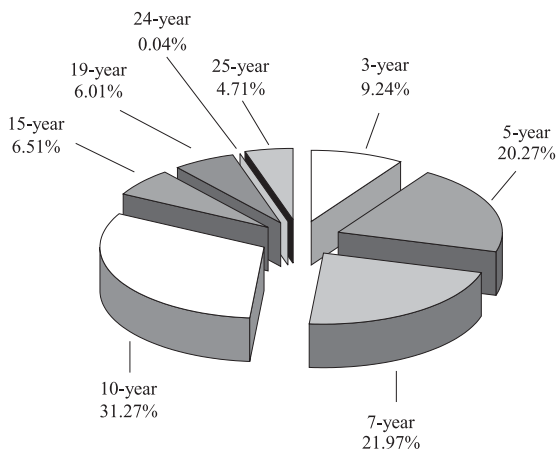


Note: The average-weighted maturity of government securities issues is seven years and nine months.

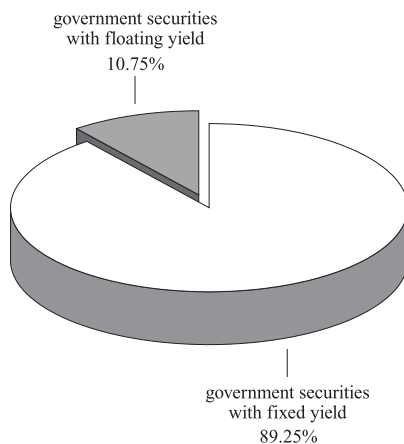
Currency Composition of Outstanding Government Securities as of 31 July



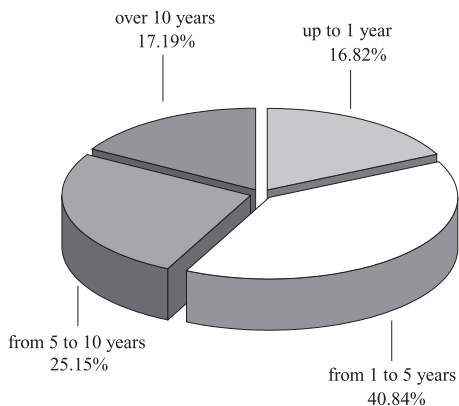
Maturity Structure of Outstanding Government Securities as of 31 July



Shares of Outstanding Government Securities with Fixed and Floating Yield as of 31 July



Residual Maturity of Domestic Government Debt as of 31 July



Expenditure on Domestic Debt between 1 January and 31 July 2008

(BGN'000)

Debt structure	Amount of repaid interest (discount)
I. DEBT ON GOVERNMENT SECURITIES ISSUES	
1. Government securities issued in 2001	1 118.9
1.1. Long-term	1 118.9
7-year	1 118.9
2. Government securities issued in 2002	17 225.6
2.1. Long-term	14 041.1
7-year	14 041.1
10-year	3 184.5
3. Government securities issued in 2003	35 374.5
3.1. Medium-term	7 958.8
5-year	7 958.8
3.2. Long-term	27 415.7
7-year	14 918.0
10-year	6 630.2
15-year	5 867.5
4. Government securities issued in 2004	8 956.0
4.1. Medium-term	4 943.2
5-year	4 943.2
4.2. Long-term	4 012.7
7-year	1 915.6
10-year	2 097.1
5. Government securities issued in 2005	10 917.0
5.1. Medium-term	4 533.3
3-year	2 622.8
5-year	1 910.5
5.2. Long-term	6 383.8
10-year	6 383.8
6. Government securities issued in 2006	12 385.3
6.1. Short-term	1 770.7
3-month	1 770.7
6.2. Medium-term	4 656.4
5-year	4 656.4
6.3. Long-term	5 958.2
10-year	5 958.2
7. Government securities issued in 2007	20 723.0
7.1. Short-term	2 873.4
3-month	2 873.4
7.2. Medium-term	7 209.9
5-year	7 209.9
7.3. Long-term	10 639.6
10-year	10 639.6
8. Government securities issued in 2008	1 314.8
8.1. Short-term	309.7
3-month	309.7
8.2. Medium-term	-483.0
5-year	-483.0
8.3. Long-term	1 488.1
10-year	1 488.1
TOTAL (I)	108 015.1

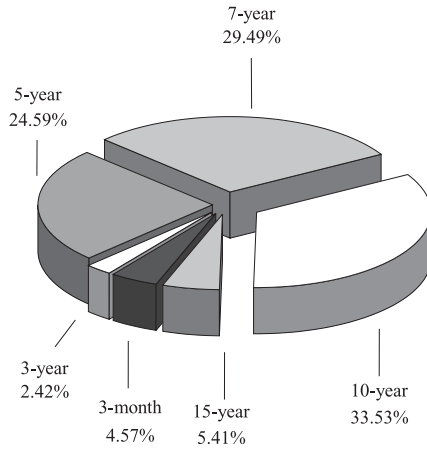
(continued)

(continued)

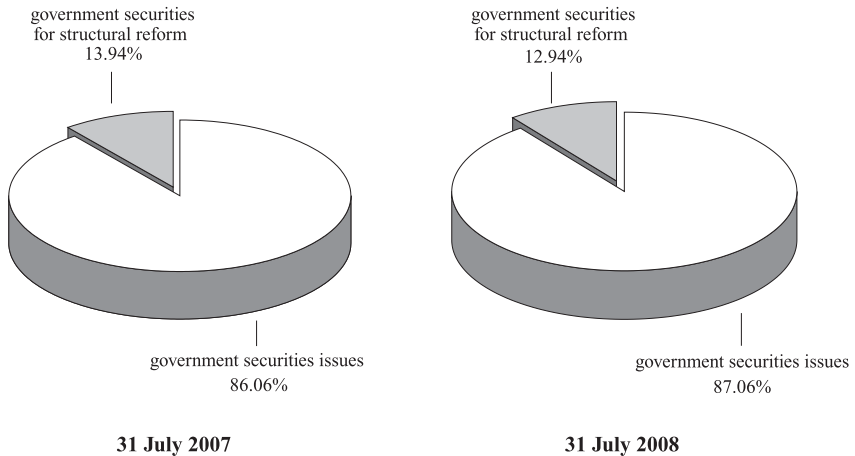
(BGN'000)

Debt structure	Amount of repaid interest (discount)
II. DEBT ON GOVERNMENT SECURITIES ISSUED FOR STRUCTURAL REFORM	
A. Debt on government securities issued to settle non-performing loans of state-owned companies to banks	
1. Bonds issued pursuant to CM Decree No. 244 of 1991	50.3
2. Bonds issued pursuant to CM Decree No. 234 of 1992	57.5
3. Bonds issued pursuant to Articles 4 and 5 of ZUNK of 1993	15 946.0
lev bonds	92.8
USD-denominated bonds (in BGN at the current exchange rate)	7 707.2
EUR-denominated bonds (in BGN at the fixed exchange rate)	8 146.0
4. Bonds issued pursuant to CM Decree No. 3 of 1994	0.0
Total (A)	16 053.8
TOTAL (II)	16 053.8
EXPENDITURE ON GOVERNMENT DOMESTIC DEBT, TOTAL	124 068.9

Structure of Expenditure on Government Securities Issues as of 31 July



Structure of Expenditure on Domestic Government Debt



By end-July external government debt totaled EUR 3168.3 million in nominal terms.

During the period under review new external financing came to BGN 45,303.6 thousand. Payments on the debt totaled BGN 70,805.9 thousand, including principal payments of BGN 5032.7 thousand and interest payments of BGN 65,773.2 thousand. The bulk of payments was made on government investment loans from the European Investment Bank (BGN 4848.3 thousand). Interest was paid mainly on bonds (BGN 64,733.4 thousand).

Certain changes occurred in foreign exchange debt structure as a result of affected payments. Debt in euro increased on the previous month reaching 68.9 per cent. The shares of debt denominated in US dollars and in other currencies decreased to 27.3 per cent and 3.8 per cent respectively by the close of July. Debt interest structure also changed slightly. Debt with floating interest rates reached 28.5 per cent against 71.5 per cent of debt with fixed interest rates. The average-weighted residual term to maturity of the external debt was eight years and five months.

The structure of external debt by type of creditor was as follows: debt on other bonds (global bonds and eurobonds) comprised 52.1 per cent, to the World Bank 18 per cent and on government investment loans 21.3 per cent. Obligations to the European Union accounted for 3 per cent and to the Paris Club 4.2 per cent.

External Government Debt

(million EUR)

Structure	as of 31.XII. 2007	2008		
		as of 31.III.	as of 30.VI.	as of 31.VII.
I. Bonds	1 700.3	1 639.0	1 641.4	1 649.3
1. Bonds	1 700.3	1 639.0	1 641.4	1 649.3
II. Credits	1 826.5	1 541.8	1 499.4	1 518.9
1. Paris Club	138.5	132.2	132.2	132.2
2. World Bank	870.5	604.4	570.7	570.3
2.1. World Bank	817.7	548.7	546.3	546.3
2.2. JBIC (JEXIM)	52.8	55.7	24.4	24.0
3. European Union	127.5	96.3	96.3	96.3
4. Other	31.6	31.6	25.3	25.3
5. Government investment loans	637.4	658.3	656.0	675.8
5.1. World Bank	185.7	188.7	191.6	199.3
5.2. European Investment Bank	314.5	329.8	333.4	341.8
5.3. EBRD	2.2	2.0	0.8	0.8
5.4. Other	135.0	137.9	130.2	133.9
6. Called government guarantees	21.0	19.0	19.0	19.0
6.1. World Bank	21.0	19.0	19.0	19.0
EXTERNAL GOVERNMENT DEBT	3 526.7	3 180.8	3 140.8	3 168.3

Notes: 1. Debt reported at nominal value.

2. Debt recalculation in in euro is based on BNB central exchange rates of the relevant currencies against the Bulgarian lev valid for the last business day of each period.

3. Preliminary data for the last month.

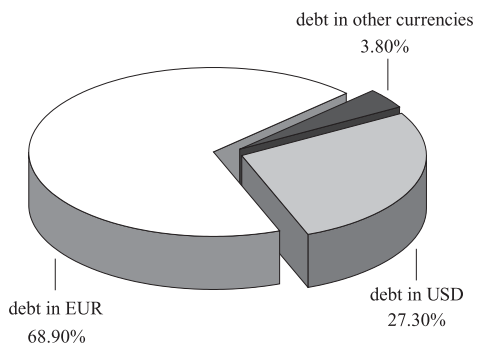
New External Financing and External Government Debt Payments as of 31 July

(BGN'000)

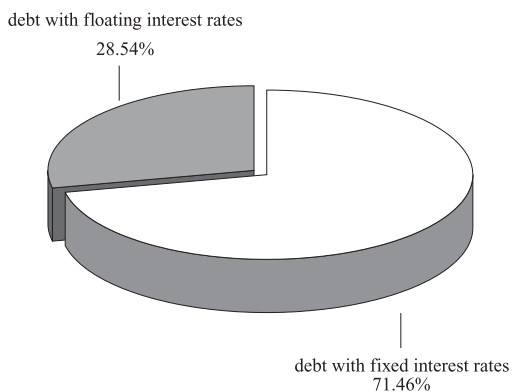
Structure	Received loans (tranches)	Payments, incl.	
		installments	interest
External government debt	140 665.0	732 223.4	336 363.5
I. Bonds	-	-	256 583.4
1. Bonds	-	-	256 583.4
II. Loans	140 665.0	732 223.4	79 780.1
1. Paris Club	-	12 314.3	4 603.2
2. World Bank	-	587 508.5	34 958.5
2.1. World Bank	-	529 886.7	33 997.2
2.2. JBIC (JEXIM)	-	57 621.8	961.3
3. G24	-	-	-
4. European Union	-	61 119.7	5 862.4
5. IMF	-	-	-
6. Other	-	12 355.7	1 645.3
7. Government investment loans	140 665.0	55 248.1	31 683.9
7.1. World Bank	38 802.3	11 857.7	9 507.6
7.2. European Investment Bank	91 587.4	32 650.0	15 520.2
7.3. EBRD	-	2 417.4	118.0
7.4. Other	10 275.3	8 323.0	6 538.1
8. Called government guarantees	-	3 677.2	1 026.8
8.1. World Bank	-	3 677.2	1 026.8
8.2. European Investment Bank	-	-	-
8.3. Other	-	-	-

Notes: 1. Lev equivalence of the new external financing received and payments effected is calculated on the basis of BNB central exchange rates of the respective foreign currencies against the Bulgarian lev valid until 4.00 p.m. on the day of corresponding payment.
2. Preliminary data.

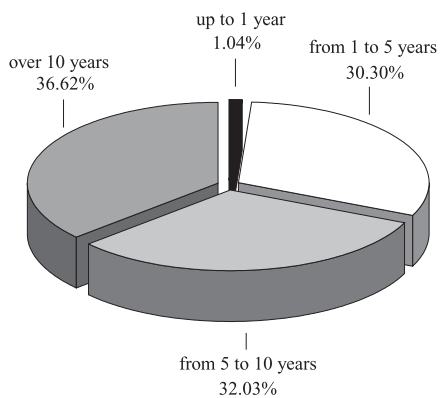
Currency Composition of the External Government Debt as of 31 July



Interest Rate Structure of the External Government Debt as of 31 July



Residual Maturity of the External Government Debt as of 31 July



Note: The average-weighted residual maturity of the external government debt is eight years and five months.

By end-July government debt totaled EUR 4705.2 million nominal value, including domestic debt of EUR 1536.9 million and external debt of EUR 3168.3 million. The decrease in nominal terms came to some EUR 30.8 million on the previous month due mainly to executed payments.

By end-July the *debt to GDP* ratio came to 14.9 per cent: down by 0.1 per cent on the end of June. The value of this indicator for domestic government debt and external government debt accounted for 4.9 per cent and 10 per cent respectively (Chart 20).

Domestic government debt occupied 32.7 per cent and external government debt 67.3 per cent in the debt structure (Chart 21).

The foreign exchange debt structure experienced certain changes due to effected operations. By end-July debt in US dollars reached 19.9 per cent, in euro 52.8 per cent, in levs 24.8 per cent and in other currencies 2.6 per cent (Chart 22).

In the structure of debt by type of creditor bonds (global bonds and eurobonds) occupied the largest share, totaling 35.1 per cent, followed by domestic debt (government securities) 32.7 per cent, obligations to the World Bank 12.1 per cent and government investment loans 14.4 per cent (Chart 23).

By end-July debt interest structure also experienced changes: debt with fixed interest rates reached 77.3 per cent and debt with floating interest rates comprised 22.7 per cent (Chart 24).

Since early-2008 payments on government debt have totaled BGN 1576.7 million, including domestic debt payments of BGN 508.1 million and external debt payments of BGN 1068.6 million (Chart 25). Payments on domestic government debt and on government investment loans occupied the largest relative share in July.

Payments in euro (recalculated in levs: BGN 846.5 million) dominated the foreign exchange composition of debt payments, followed by payments in levs (BGN 490.1 million) and in US dollars (BGN 170 million) (Chart 26).

Government Debt Amount

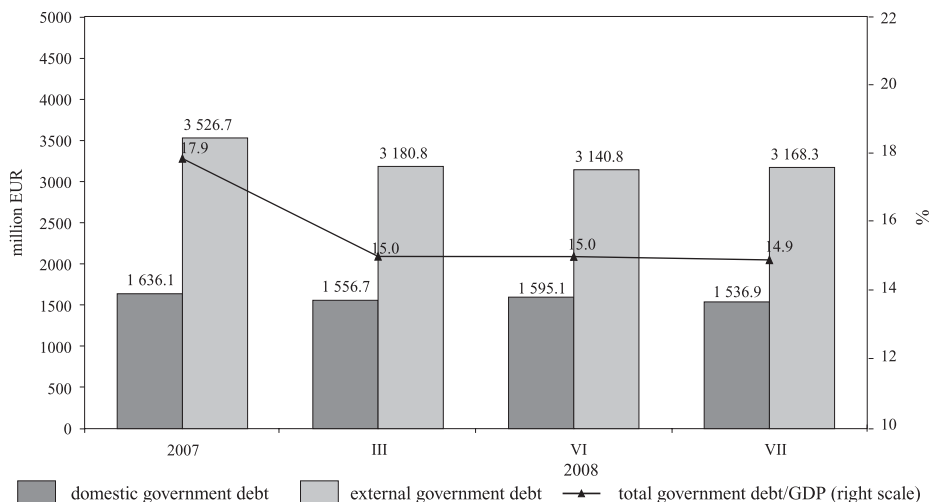
(million EUR)

Structure	as of 31.XII. 2007	2008		
		as of 31.III.	as of 30.VI.	as of 31.VII.
Domestic government debt	1 636.1	1 556.7	1 595.1	1 536.9
1. Debt on government securities issues	1 451.2	1 392.2	1 430.5	1 371.7
2. Government securities issued for structural reform	184.9	164.4	164.6	165.3
External government debt	3 526.7	3 180.8	3 140.8	3 168.3
1. Bonds	1 700.3	1 639.0	1 641.4	1 649.3
2. Loans	1 826.5	1 541.8	1 499.4	1 518.9
Government investment loans	637.4	658.3	656.0	675.8
Called government guarantees	21.0	19.0	19.0	19.0
Debt, total	5 162.8	4 737.5	4 736.0	4 705.2
Debt/GDP (%)	17.9	15.0	15.0	14.9
Domestic government debt/GDP (%)	5.7	4.9	5.1	4.9
External government debt/GDP (%)	12.2	10.1	10.0	10.0

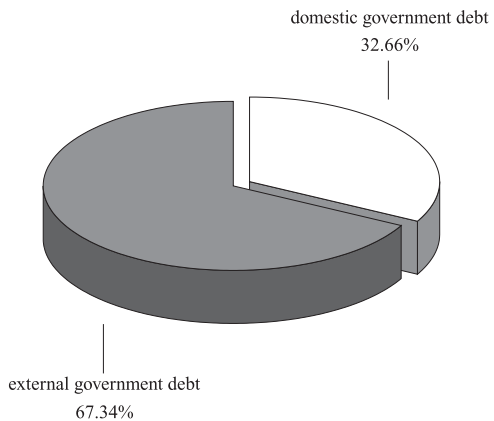
- Notes:**
1. Debt at nominal value.
 2. Revised GDP projection for 2008: BGN 61,711 million. Revised GDP projection for 2007: BGN 56,519.8 million.
 3. Debt recalculation in euro is based on BNB central exchange rates of the relevant currencies against the Bulgarian lev valid for the last business day of each period.
 4. Preliminary data for the last month.

Chart 20

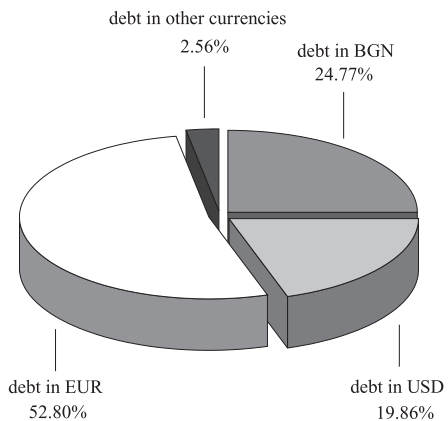
Dynamics of Domestic and External Government Debt



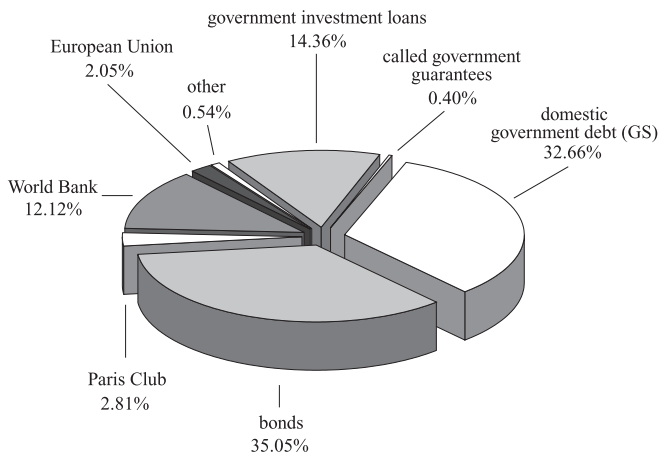
Government Debt Structure as of 31 July



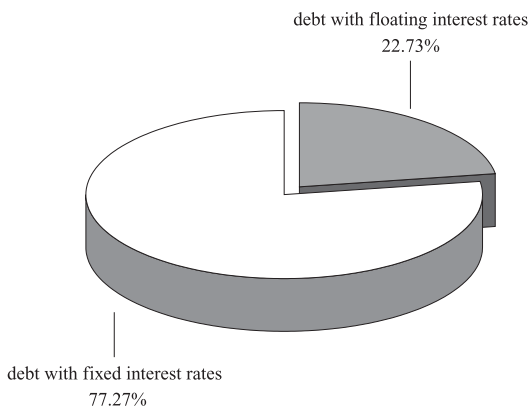
Government Debt Currency Structure as of 31 July



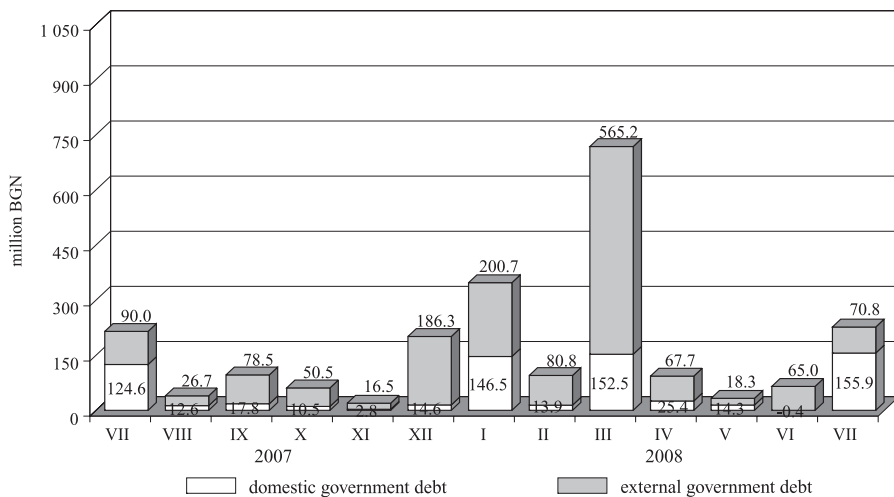
Government Debt Structure by Creditor as of 31 July



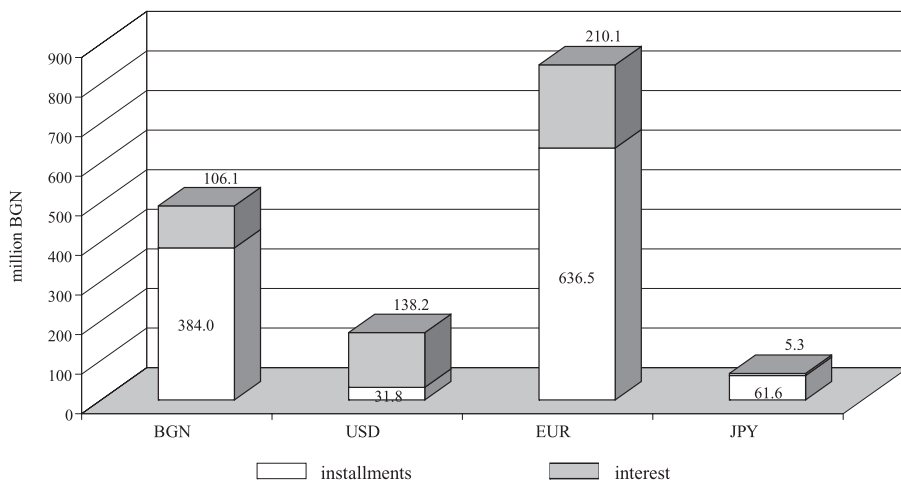
Government Debt Interest Rate Structure as of 31 July



Government Debt Payments



Currency Structure of Government Debt Payments as of 31 July



Government Securities Issued in Domestic Market and Held by Non-residents

(BGN'000)

Government securities type	31.XII. 2007	2008			
		31.III.	30.IV.	31.V.	30.VI.
Government securities issues	17 133.1	55 386.6	58 562.5	58 252.5	58 252.5
– in BGN	-	38 253.5	40 671.1	40 361.1	40 361.1
– in EUR	17 133.1	17 133.1	17 891.4	17 891.4	17 891.4
Government securities issued for structural reform	1 380.2	1 261.1	1 262.0	1 225.1	1 225.1
– in EUR	1 317.2	1 207.4	1 207.4	1 207.4	1 207.4
– in USD	63.0	53.7	54.6	17.8	17.8
Total	18 513.3	56 647.7	59 824.5	59 477.6	59 477.6

Government Securities Issued in International Markets and Held by Residents

(million EUR)

Government securities type	31.XII. 2007	2008			
		31.III.	30.IV.	31.V.	30.VI.
Eurobonds					
Global bonds	487.3	435.1	476.8	489.0	469.3
– in EUR	304.1	269.7	302.2	301.3	276.2
– in USD	183.2	165.4	174.6	187.7	193.1
Total	487.3	435.1	476.8	489.0	469.3

Note: Preliminary data for June.

By end-July government guaranteed debt totaled EUR 572.2 million nominal value. The increase in nominal terms came to some EUR 4.8 million on the previous month due mainly to received tranches.

By end-July the government guaranteed *debt to GDP* ratio came to 1.8 per cent, retaining its previous month level.

Used amounts came to BGN 7249.3 thousand while payments on the debt totaled BGN 2125.3 thousand, including principal payments of BGN 827 thousand and interest payments of BGN 1298.3 thousand.

The foreign exchange structure of government guaranteed debt experienced certain changes due to effected operations. By end-July debt in US dollars reached 16.5 per cent, in euro 53.2 per cent and in other currencies 30.3 per cent (Chart 27).

Government guaranteed debt interest structure also changed. Debt with fixed interest rates reached 43.3 per cent and that with floating interest rates 56.7 per cent (Chart 28).

In the structure of government guaranteed debt by sector *energy* occupied the largest share (77.1 per cent), followed by *transport* (13.8 per cent) and *other industries* (9.1 per cent) (Chart 29).

Government Guaranteed Debt

(million EUR)

Structure	as of 31.XII. 2007	2008		
		as of 31.III.	as of 30.VI.	as of 31.VII.
Government guaranteed debt	546.9	567.1	567.4	572.2
I. Domestic government guaranteed debt	-	-	-	-
II. External government guaranteed debt	546.9	567.1	567.4	572.2
1. World Bank	82.3	77.8	76.3	76.8
2. European Investment Bank	5.9	5.9	5.4	5.4
3. EBRD	42.4	38.2	39.4	39.7
4. Other	416.3	445.2	446.3	450.4
Government guaranteed debt/GDP (%)	1.9	1.8	1.8	1.8

- Notes:**
1. Debt at nominal value.
 2. Debt recalculation in euro is based on BNB exchange rates of the relevant currencies against the Bulgarian lev valid for the last business day of each period.
 3. Preliminary data for the last month.

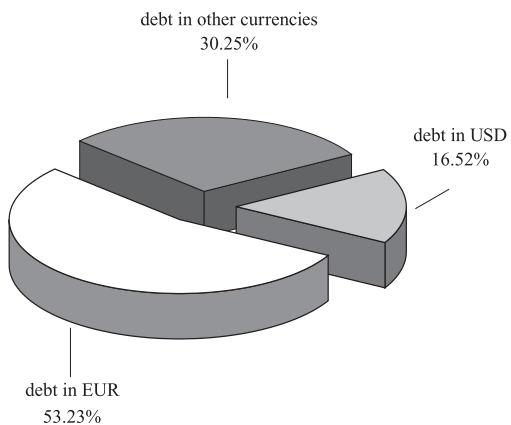
New External Financing and Government Guaranteed Debt Payments as of 31 July

(BGN'000)

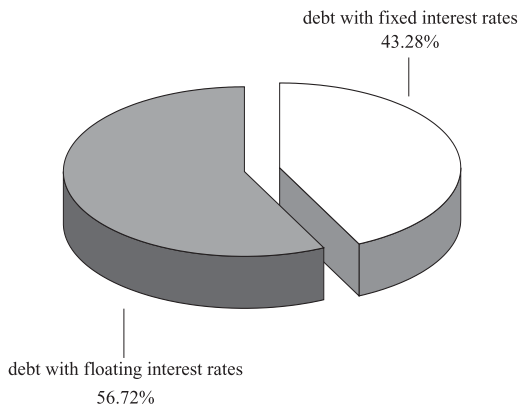
Structure	Received loans (tranches)	Payments, incl.	
		installments	interest
I. Domestic government guaranteed debt	-	-	-
II. External government guaranteed debt	106 471.8	37 790.5	30 028.4
1. World Bank	2 532.6	10 261.0	4 703.8
2. European Investment Bank	437.5	1 068.0	287.4
3. EBRD	5 240.8	9 868.5	2 400.8
4. Other	98 260.9	16 593.0	22 636.5
GOVERNMENT GUARANTEED DEBT	106 471.8	37 790.5	30 028.4

- Notes:**
1. Lev equivalence of the new external financing received and payments effected is calculated on the basis of BNB central exchange rates of the respective foreign currencies against the Bulgarian lev valid until 4.00 p.m. on the day of corresponding payment.
 2. Preliminary data.

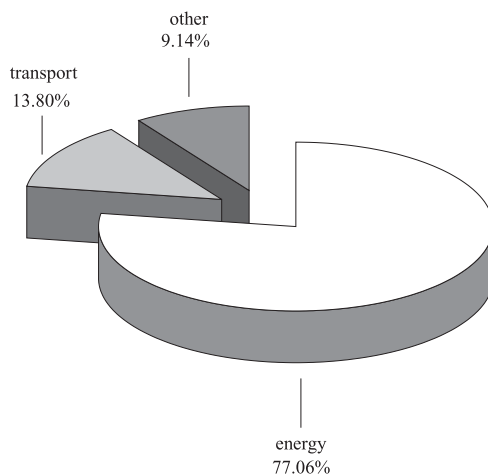
Government Guaranteed Debt Currency Structure as of 31 July



Government Guaranteed Debt Interest Rate Structure as of 31 July



Government Guaranteed Debt by Sector as of 31 July



Government and Government Guaranteed Debt

(million EUR)

Structure	as of 31.XII. 2007	2008		
		as of 31.III.	as of 30.VI.	as of 31.VII.
Domestic debt	1 636.1	1 556.7	1 595.1	1 536.9
I. Domestic government debt	1 636.1	1 556.7	1 595.1	1 536.9
II. Domestic government guaranteed debt	-	-	-	-
External government debt	4 073.6	3 747.9	3 708.3	3 740.5
I. External government debt	3 526.7	3 180.8	3 140.8	3 168.3
II. External government guaranteed debt	546.9	567.1	567.4	572.2
Debt, total	5 709.7	5 304.5	5 303.4	5 277.4
Debt/GDP (%)	19.8	16.8	16.8	16.7
Domestic government debt/GDP (%)	5.7	4.9	5.1	4.9
External government debt/GDP (%)	14.1	11.9	11.8	11.9

- Notes:**
1. Debt at nominal value.
 2. Revised GDP projection for 2008: BGN 61,711 million. Revised GDP projection for 2007: BGN 56,519.8 million.
 3. Debt recalculation in euro is based on BNB exchange rates of the relevant currencies against the Bulgarian lev valid for the last business day of each period.
 4. Preliminary data for the last month.

Municipal Debt and Municipal Guarantees

(BGN'000)

Structure	as of 31.XII. 2007	2008			
		as of 31.III.	as of 30.IV.	as of 31.V.	as of 30.VI.
I. Domestic municipal debt and municipal guarantees (1+2)	233 781 059.00	252 940 121.00	252 480 447.00	255 319 187.00	249 418 941.00
<i>I. Municipal debt (1.1.+1.2.+1.3.+1.4.+1.5.+1.6.+1.7.)</i>	232 921 080.00	252 119 804.00	251 670 813.00	254 517 166.00	248 627 603.00
1.1. Government securities issues (at nominal value as of corresponding period)	56 494 571.00	60 215 892.00	60 215 892.00	59 080 248.00	59 080 248.00
1.2. Debt under municipal land contracts	151 263 311.00	163 219 506.00	162 851 685.00	165 929 853.00	160 662 025.00
1.3. Debt of municipal enterprises under Article 52 of the Law on Municipal Property	-	-	-	-	-
1.4. Callable municipal guarantees	-	-	-	-	-
1.5. Noninterest-bearing loans, extended under Article 43, paragraph 1 of the Law on the Structure of the State Budget for financing temporary municipal budget deficit	-	-	-	-	-
1.6. Central budget noninterest-bearing loans, extended for financing expenditure till its recovery under programs co-financed by the EU	21 990 704.00	25 917 244.00	25 916 672.00	26 655 828.00	26 138 276.00
1.7. Obligations under commercial loan and municipal leasing contracts of over two years	3 172 494.00	2 767 162.00	2 686 564.00	2 851 237.00	2 747 054.00
2. Municipal guarantees	859 979.00	820 317.00	809 634.00	802 021.00	791 338.00
II. External municipal debt and municipal guarantees (1+2)	164 106 136.59	180 492 109.87	176 058 875.59	118 332 494.55	117 059 309.73
<i>I. Municipal debt (1.1.+1.2.+1.3.)</i>	111 199 761.59	127 585 734.87	125 341 269.94	118 332 494.55	117 059 309.73
in original currency	-	-	-	-	-
1.1. Government securities issues (at nominal value as of corresponding period) in original currency	-	-	-	-	-
1.2. Debt under municipal land contracts (lev equivalent)	111 199 761.59	127 585 734.87	125 341 269.94	118 332 494.55	117 059 309.73
in USD	3 000 000.00	3 000 000.00	3 000 000.00	3 000 000.00	3 000 000.00
in JPY	4 746 379 999.00	5 289 969 907.15	5 289 969 907.15	5 289 969 907.15	5 289 969 960.00
in EUR	14 539 946.00	19 008 425.00	19 008 425.00	15 739 172.63	15 739 173.00
1.3. Callable municipal guarantees in original currency	-	-	-	-	-
2. Municipal guarantees (lev equivalent) in EUR	52 906 375.00	52 906 375.00	50 717 605.65	-	-
in EUR	27 050 600.00	27 050 600.00	25 931 500.00	-	-
III. Municipal debt and municipal guarantees, total (I+II)	397 887 195.59	433 432 230.87	428 539 322.59	373 651 681.55	366 478 250.73

- Notes:
1. The table has been structured under Article 3 of the Law on Municipal Property.
 2. The loan extended by the Council of Europe Development Bank (CEB) to the Republic of Bulgaria under the *Building and Rehabilitation of Houses for Rom Families* project (utilized by the Sofia Municipality) represents external municipal debt and is reported under 1.2. *Debt under municipal land contracts*. This loan has been guaranteed by the government and is reported in the *Government and Government Guaranteed Debt* table, *Government guaranteed debt*.
 3. The loan extended by the Japan Bank for International Cooperation (JBIC) to the Sofia Municipality under the Loan Agreement is an external municipal debt and is reported under II. External municipal debt and municipal guarantees 1.2. *Debt under municipal land contracts*. Pursuant to the Guarantee Agreement concluded between the Government of Bulgaria and the Government of Japan under the Loan Agreement, this loan is guaranteed by the Bulgarian Government and is reported in the *Government and Government Guaranteed Debt* table, *External debt, II. Government guaranteed debt*.
 4. Debt recalculation in US dollars, euro and in Japanese yen is based on the BNB central exchange rates of the relevant currencies against the Bulgarian lev valid for the last business day of each period.

Social Security Funds Debt

(BGN'000)

Structure	as of 31.XII. 2007	2008			
		as of 31.III.	as of 30.IV.	as of 31.V.	as of 30.VI.
Domestic debt	26 971.5	26 894.9	26 912.5	26 914.6	25 714.5
I. National Insurance Institute	26 971.5	26 894.9	26 912.5	26 914.6	25 714.5
1. Other*	26 971.5	26 894.9	26 912.5	26 914.6	25 714.5
2. Loans from the republican budget	-	-	-	-	-
II. National Health Insurance Fund	-	-	-	-	-
III. Teachers' Pension Fund	-	-	-	-	-
External debt	-	-	-	-	-

Note: Debt recalculation in US dollars and in euro is based on the BNB central exchange rates of the relevant currencies against the Bulgarian lev valid for the last business day of each period.

*This loan was extended by the Ministry of Finance to the National Insurance Institute under a subloan agreement concluded on the basis of the loan agreement between the Republic of Bulgaria and the International Bank for Reconstruction and Development (the World Bank) under the *Social Insurance Administration* project.

7

CONSOLIDATED GOVERNMENT DEBT AMOUNT

(million EUR)

Structure	as of 31.XII. 2007	2008			
		as of 31.III.	as of 30.IV.	as of 31.V.	as of 30.VI.
I. Consolidated government debt	5 338.8	4 931.6	4 929.1	4 944.1	4 922.9
1. Central government debt	5 162.8	4 737.5	4 736.4	4 754.4	4 736.0
2. Social security funds debt	0.0	0.0	0.0	0.0	0.0
3. Municipal debt	175.9	194.1	192.8	189.7	187.0
Consolidated government debt/GDP (%)	18.5	15.6	15.6	15.7	15.6

- Notes:**
- As of 1 April 2004 statistical reporting of total government, government guaranteed and consolidated debts has changed. The practice adopted as of January 2003 of reporting bond obligations at acquisition value has been discontinued. After the change, securities included in domestic and external debt are reported at nominal value.
 - Revised GDP projection for 2008: BGN 61,711 million. GDP projection for 2007: BGN 56,519.8 million.
 - Debt recalculation in euro is based on the BNB central exchange rates of the relevant currencies against the Bulgarian lev valid for the last business day of each period.
 - The loan extended by the Ministry of Finance to the National Insurance Institute under a subloan agreement concluded on the basis of the loan agreement between the Republic of Bulgaria and the International Bank for Reconstruction and Development (the World Bank) under the *Social Insurance Administration* project is excluded from *2. Social security funds debt* and is reported under *1. Central government debt*.
 - The loan extended by the Japan Bank for International Cooperation (JBIC) to the Sofia Municipality under the Loan Agreement represents an external municipal debt and is reported under *Consolidated government debt, 3. Municipal debt*. Pursuant to the Guarantee Agreement concluded between the governments of Bulgaria and Japan under the Loan Agreement, this loan is guaranteed by the Bulgarian Government.

APPENDICES

Treasury Bonds

3-year government securities

Issue No.	BG2030106111 ⁴					BG2030107119 ⁵					
	First opening	Second opening	Third opening	Fourth opening	Total for the issue	First opening	Second opening	Third opening	Fourth opening	Fifth opening	Total for the issue
Auction date	06.02.2006	10.04.2006	19.06.2006	23.10.2006		05.02.2007	16.04.2007	04.06.2007	06.08.2007	22.10.2007	
Issue date	08.02.2006	08.02.2006	08.02.2006	08.02.2006	08.02.2006	07.02.2007	07.02.2007	07.02.2007	07.02.2007	07.02.2007	07.02.2007
Maturity date	08.02.2009	08.02.2009	08.02.2009	08.02.2009	08.02.2009	07.02.2010	07.02.2010	07.02.2010	07.02.2010	07.02.2010	07.02.2010
Nominal value of the offer (BGN'000)	35 000.00	40 000.00	45 000.00	20 000.00	140 000.00	35 000.00	35 000.00	20 000.00	30 000.00	30 000.00	150 000.00
Total nominal value of the bids received (BGN'000)	87 800.00	48 950.00	32 730.00	64 720.00	234 200.00	112 250.00	82 500.00	75 800.00	67 300.00	71 400.00	409 250.00
Total nominal value of the bids approved (BGN'000)	35 000.00	40 000.00	32 730.00	20 000.00	127 730.00	35 000.00	35 000.00	20 000.00	30 000.00	30 000.00	150 000.00
Average price of the bids approved per BGN 100 (%)	98.74	97.20	96.19	97.38	97.39	99.16	98.91	98.27	98.42	98.78	98.76
Interest rate	2.75	2.75	2.75	2.75	2.75	3.80	3.80	3.80	3.80	3.80	3.80
Bid-to-cover ratio	2.51	1.22	0.73	3.24	1.67	3.21	2.36	3.79	2.24	2.38	2.73
Average annual yield (%)	3.23	3.85	4.35	4.00	3.83	4.14	4.26	4.54	4.52	4.41	4.35

(continued)

5-year government securities

(continued)

Issue No.	BG2030105113 ⁴				BG2030006113 ⁴				Total for the issue
	First opening	Second opening	Third opening	Fourth opening	First opening	Second opening	Third opening	Fourth opening	
Auction date	14.02.2005	09.05.2005	15.08.2005	10.10.2005	23.01.2006	20.03.2006	29.05.2006	13.11.2006	
Issue date	16.02.2005	16.02.2005	16.02.2005	16.02.2005	25.01.2006	25.01.2006	25.01.2006	25.01.2006	25.01.2006
Maturity date	16.02.2010	16.02.2010	16.02.2010	16.02.2005	25.01.2011	25.01.2011	25.01.2011	25.01.2011	25.01.2011
Nominal value of the offer (BGN'000)	25 000.00	25 000.00	25 000.00	25 000.00	45 000.00	45 000.00	45 000.00	20 000.00	155 000.00
Total nominal value of the bids received (BGN'000)	108 300.00	98 810.00	105 900.00	71 100.00	125 710.00	75 100.00	72 870.00	77 450.00	351 130.00
Total nominal value of the bids approved (BGN'000)	25 000.00	25 000.00	25 000.00	25 000.00	45 000.00	45 000.00	45 000.00	20 000.00	155 000.00
Average price of the bids approved per BGN 100 (%)	101.43	102.36	103.17	103.09	98.37	96.82	95.47	96.12	96.79
Interest rate	3.75	3.75	3.75	3.75	3.00	3.00	3.00	3.00	3.00
Bid-to-cover ratio	4.33	3.95	4.24	2.84	2.79	1.67	1.62	3.87	2.27
Average annual yield (%)	3.46	3.24	3.01	3.01	3.38	3.76	4.12	4.05	3.79

(continued)

5-year government securities

(continued)

Issue No.	BG203000711111 ⁶						BG20300081119 ²			
	First opening	Second opening	Third opening	Fourth opening	Fifth opening	Sixth opening	Total for the issue	First opening	Second opening	Total for the issue
Auction date	22.01.2007	05.03.2007	21.05.2007	23.07.2007	24.09.2007	26.11.2007		18.02.2008	16.06.2008	
Issue date	24.01.2007	24.01.2007	24.01.2007	24.01.2007	24.01.2007	24.01.2007	24.01.2007	20.02.2008	20.02.2008	20.02.2008
Maturity date	24.01.2012	24.01.2012	24.01.2012	24.01.2012	24.01.2012	24.01.2012	24.01.2012	20.02.2013	20.02.2013	20.02.2013
Nominal value of the offer (BGN'000)	35 000.00	30 000.00	25 000.00	35 000.00	25 000.00	30 000.00	180 000.00	30 000.00	35 000.00	65 000.00
Total nominal value of the bids received (BGN'000)	101 600.00	94 000.00	88 950.00	92 402.20	72 650.00	43 350.00	492 952.20	84 775.00	91 229.00	176 004.00
Total nominal value of the bids approved (BGN'000)	35 000.00	30 000.00	25 000.00	35 000.00	25 000.00	30 000.00	180 000.00	30 000.00	35 000.00	65 000.00
Average price of the bids approved per BGN 100 (%)	99.22	99.71	98.29	97.55	97.96	96.97	98.30	98.09	94.88	96.36
Interest rate	4.00	4.00	4.00	4.00	4.00	4.00	4.00	4.25	4.25	4.25
Bid-to-cover ratio	2.90	3.13	3.56	2.64	2.91	1.45	2.74	2.83	2.61	2.71
Average annual yield (%)	4.22	4.11	4.46	4.66	4.57	4.87	4.48	4.74	5.59	5.20

(continued)

7-year government securities

(continued)

Issue No.	BG2040001211 ²			BG2040002219 ²			BG2040102217 ³			
	First opening	Second opening	Total for the issue	First opening	Second opening	Total for the issue	First opening	Second opening	Third opening	Total for the issue
Auction date	29.10.2001	30.11.2001		14.01.2002	21.01.2002		18.02.2002	18.03.2002	13.05.2002	
Issue date	31.10.2001	31.10.2001	31.10.2001	16.01.2002	16.01.2002	16.01.2002	20.02.2002	20.02.2002	20.02.2002	20.02.2002
Maturity date	31.10.2008	31.10.2008	31.10.2008	16.01.2009	16.01.2009	16.01.2009	20.05.2009	20.05.2009	20.05.2009	20.05.2009
Nominal value of the offer (BGN'000)	30 000.00	11 070.00	41 070.00	30 000.00	30 000.00	60 000.00	30 000.00	25 000.00	35 000.00	90 000.00
Total nominal value of the bids received (BGN'000)	53 672.00	54 615.00	108 287.00	106 295.00	99 331.00	205 626.00	63 350.00	58 812.00	58 300.00	180 462.00
Total nominal value of the bids approved (BGN'000)	18 930.00	11 070.00	30 000.00	30 000.00	50 000.00	80 000.00	30 000.00	25 000.00	35 000.00	90 000.00
Average price of the bids approved per BGN 100 (%)	95.45	98.19	96.46	100.47	101.46	101.09	99.05	99.77	99.44	99.40
Interest rate	7.50	7.50	7.50	7.50	7.50	7.50	7.00	7.00	7.00	7.00
Bid-to-cover ratio	1.79	4.93	2.64	3.54	3.31	3.43	2.11	2.35	1.67	2.01
Average annual yield (%)	8.37	7.84	8.17	7.41	7.23	7.30	7.17	7.04	7.10	7.10

(continued)

7-year government securities

(continued)

Issue No.	BG2040302213 ⁴				BG2040103215 ⁵				Total for the issue	
	First opening	Second opening	Third opening	Fourth opening	First opening	Second opening	Third opening	Fourth opening		Fifth opening
Auction date	15.07.2002	19.08.2002	14.10.2002	18.11.2002	03.02.2003	14.04.2003	07.05.2003	21.07.2003	20.10.2003	
Issue date	17.07.2002	17.07.2002	17.07.2002	17.07.2002	05.02.2003	05.02.2003	05.02.2003	05.02.2003	05.02.2003	05.02.2003
Maturity date	17.07.2009	17.07.2009	17.07.2009	17.07.2009	05.02.2010	05.02.2010	05.02.2010	05.02.2010	05.02.2010	05.02.2010
Nominal value of the offer (BGN'000)	20 000.00	15 000.00	20 000.00	15 000.00	20 000.00	20 000.00	20 000.00	15 000.00	30 000.00	105 000.00
Total nominal value of the bids received (BGN'000)	29 863.50	24 239.00	48 880.30	86 964.00	77 850.00	49 650.00	34 800.00	46 260.00	68 030.00	276 590.00
Total nominal value of the bids approved (BGN'000)	20 000.00	15 000.00	20 000.00	15 000.00	20 000.00	20 000.00	20 000.00	15 000.00	30 000.00	105 000.00
Average price of the bids approved per BGN 100 (%)	98.39	96.38	96.63	99.09	100.42	98.90	98.06	101.92	102.27	100.42
Interest rate	7.00	7.00	7.00	7.00	5.875	5.875	5.875	5.875	5.875	5.875
Bid-to-cover ratio	1.49	1.62	2.44	5.80	3.89	2.48	1.74	3.08	2.27	2.63
Average annual yield (%)	7.30	7.68	7.63	7.17	5.80	6.07	6.22	5.54	5.48	5.80

(continued)

7-year government securities

(continued)

Issue No.	BG2040203213 ^{2*}			BG2040104213 ⁴			Total for the issue
	First opening	Second opening	Total for the issue	First opening	Second opening	Third opening	
Auction date	18.02.2003	10.03.2003		09.02.2004	03.05.2004	01.11.2004	07.12.2004
Issue date	24.02.2003	24.02.2003	24.02.2003	11.02.2004	11.02.2004	11.02.2004	11.02.2004
Maturity date	24.05.2010	24.05.2010	24.05.2010	11.02.2011	11.02.2011	11.02.2011	11.02.2011
Nominal value of the offer (BGN'000)	50 000.00	25 000.00	75 000.00	20 000.00	20 000.00	20 000.00	80 000.00
Total nominal value of the bids received (BGN'000)	139 990.00	76 475.00	216 465.00	76 850.00	39 060.00	90 400.00	303 310.00
Total nominal value of the bids approved (BGN'000)	50 000.00	55 000.00	105 000.00	20 000.00	20 000.00	20 000.00	80 000.00
Average price of the bids approved per BGN 100 (%)	100.99	100.55	100.76	98.42	96.77	99.61	101.69
Interest rate	5.75	5.75	5.75	4.75	4.75	4.75	4.75
Bid-to-cover ratio	2.80	3.06	2.89	3.84	1.95	4.52	4.85
Average annual yield (%)	5.58	5.65	5.62	5.02	5.31	4.82	4.48

(continued)

10-year government securities

(continued)

Issue No.	BG2040202215 ⁴				BG204003217 ²			
	First opening	Second opening	Third opening	Fourth opening	Total for the issue	First opening	Second opening	Total for the issue
Auction date	15.04.2002	22.04.2002	17.06.2002	22.07.2002	17.04.2002	06.01.2003	31.03.2003	08.01.2003
Issue date	17.04.2002	17.04.2002	17.04.2002	17.04.2002	17.04.2002	08.01.2003	08.01.2003	08.01.2003
Maturity date	17.04.2012	17.04.2012	17.04.2012	17.04.2012	17.04.2012	08.01.2013	08.01.2013	08.01.2013
Nominal value of the offer (BGN'000)	15 000.00	25 000.00	25 000.00	25 000.00	90 000.00	30 000.00	20 000.00	50 000.00
Total nominal value of the bids received (BGN'000)	72 080.00	59 589.60	42 338.50	28 859.30	202 867.40	94 289.80	56 355.00	150 644.80
Total nominal value of the bids approved (BGN'000)	15 000.00	25 000.00	25 000.00	19 920.00	84 920.00	30 000.00	20 000.00	50 000.00
Average price of the bids approved per BGN 100 (%)	98.14	96.77	95.92	93.76	96.06	104.08	105.18	104.52
Interest rate	7.50	7.50	7.50	7.50	7.50	7.50	7.50	7.50
Bid-to-cover ratio	4.81	2.38	1.69	1.15	2.25	3.14	2.82	3.01
Average annual yield (%)	7.77	7.97	8.10	8.44	8.08	6.93	6.78	6.87

(continued)

10-year government securities

(continued)

Issue No.	First opening	Second opening	Total for the issue	First opening	Second opening	Third opening	Fourth opening	Total for the issue
	BG2040303211 ²			BG2040004215 ⁴				
Auction date	30.06.2003	29.09.2003		02.02.2004	13.04.2004	04.10.2004	15.11.2004	
Issue date	02.07.2003	02.07.2003	02.07.2003	04.02.2004	04.02.2004	04.02.2004	04.02.2004	04.02.2004
Maturity date	02.07.2013	02.07.2013	02.07.2013	04.02.2014	04.02.2014	04.02.2014	04.02.2014	04.02.2014
Nominal value of the offer (BGN'000)	20 000.00	30 000.00	50 000.00	20 000.00	20 000.00	20 000.00	20 000.00	80 000.00
Total nominal value of the bids received (BGN'000)	69 350.00	78 753.00	148 103.00	85 300.00	82 680.00	86 010.00	78 128.00	332 118.00
Total nominal value of the bids approved (BGN'000)	20 000.00	30 000.00	50 000.00	20 000.00	20 000.00	20 000.00	20 000.00	80 000.00
Average price of the bids approved per BGN 100 (%)	98.82	97.71	98.15	97.85	99.20	99.75	101.47	99.57
Interest rate	5.75	5.75	5.75	5.20	5.20	5.20	5.20	5.20
Bid-to-cover ratio	3.47	2.63	2.96	4.27	4.13	4.30	3.91	4.15
Average annual yield (%)	5.91	6.06	6.00	5.48	5.30	5.23	5.01	5.26

(continued)

10-year government securities

(continued)

Issue No.	First opening	Second opening	Third opening	BG2040005212 ⁶ Fourth opening	Fifth opening	Sixth opening	Total for the issue
Auction date	10.01.2005	07.03.2005	06.06.2005	04.07.2005	19.09.2005	03.10.2005	
Issue date	12.01.2005	12.01.2005	12.01.2005	12.01.2005	12.01.2005	12.01.2005	12.01.2005
Maturity date	12.01.2015	12.01.2015	12.01.2015	12.01.2015	12.01.2015	12.01.2015	12.01.2015
Nominal value of the offer (BGN'000)	25 000.00	25 000.00	15 000.00	35 000.00	25 000.00	25 000.00	150 000.00
Total nominal value of the bids received (BGN'000)	130 600.00	102 150.00	86 325.00	158 625.00	79 707.00	80 350.00	637 757.00
Total nominal value of the bids approved (BGN'000)	25 000.00	25 000.00	15 000.00	35 000.00	25 000.00	25 000.00	150 000.00
Average price of the bids approved per BGN 100 (%)	100.68	101.09	103.74	105.00	106.40	106.20	103.94
Interest rate	4.25	4.25	4.25	4.25	4.25	4.25	4.25
Bid-to-cover ratio	5.22	4.09	5.76	4.53	3.19	3.21	4.25
Average annual yield (%)	4.21	4.16	3.82	3.66	3.47	3.49	3.79

(continued)

10-year government securities

(continued)

Issue No.	First opening	Second opening	Third opening	Fourth opening	Fifth opening	Total for the issue
			BG2040006210 ⁵			
Auction date	03.01.2006	20.02.2006	25.04.2006	24.07.2006	18.12.2006	
Issue date	04.01.2006	04.01.2006	04.01.2006	04.01.2006	04.01.2006	04.01.2006
Maturity date	04.01.2016	04.01.2016	04.01.2016	04.01.2016	04.01.2016	04.01.2016
Nominal value of the offer (BGN'000)	50 000.00	30 000.00	50 000.00	20 000.00	20 000.00	170 000.00
Total nominal value of the bids received (BGN'000)	96 350.00	107 905.00	97 410.00	67 765.00	87 500.00	456 930.00
Total nominal value of the bids approved (BGN'000)	50 000.00	30 000.00	50 000.00	20 000.00	20 000.00	170 000.00
Average price of the bids approved per BGN 100 (%)	98.26	97.61	92.02	91.00	95.36	95.11
Interest rate	3.50	3.50	3.50	3.50	3.50	3.50
Bid-to-cover ratio	1.93	3.60	1.95	3.39	4.38	2.69
Average annual yield (%)	3.74	3.83	4.58	4.74	4.16	4.17

(continued)

10-year government securities

(continued)

Issue No.	First opening	Second opening	Third opening	Fourth opening	BG2040007218 ⁸ Fifth opening	Sixth opening	Seventh opening	Eight opening	Total for the issue
Auction date	08.01.2007	19.02.2007	12.03.2007	07.05.2007	09.07.2007	17.09.2007	12.11.2007	03.12.2007	
Issue date	10.01.2007	10.01.2007	10.01.2007	10.01.2007	10.01.2007	10.01.2007	10.01.2007	10.01.2007	10.01.2007
Maturity date	10.01.2017	10.01.2017	10.01.2017	10.01.2017	10.01.2017	10.01.2017	10.01.2017	10.01.2017	10.01.2017
Nominal value of the offer (BGN'000)	35 000.00	30 000.00	30 000.00	25 000.00	35 000.00	35 000.00	30 000.00	30 000.00	250 000.00
Total nominal value of the bids received (BGN'000)	133 640.00	120 700.00	98 700.00	93 600.00	87 600.00	69 050.00	53 700.00	59 050.00	716 040.00
Total nominal value of the bids approved (BGN'000)	35 000.00	30 000.00	30 000.00	25 000.00	35 000.00	35 000.00	30 000.00	30 000.00	250 000.00
Average price of the bids approved per BGN 100 (%)	99.94	99.72	100.18	99.05	95.95	98.27	96.22	93.24	97.81
Interest rate	4.25	4.25	4.25	4.25	4.25	4.25	4.25	4.25	4.25
Bid-to-cover ratio	3.82	4.02	3.29	3.74	2.50	1.97	1.79	1.97	2.86
Average annual yield (%)	4.31	4.34	4.28	4.43	4.85	4.54	4.83	5.27	4.61

(continued)

10-year government securities

Issue No.	First opening	Second opening	Third opening	Total for the issue
	BG2040008216³			
Auction date	14.01.2008	10.03.2008	19.05.2008	
Issue date	16.01.2008	16.01.2008	16.01.2008	16.01.2008
Maturity date	16.01.2018	16.01.2018	16.01.2018	16.01.2018
Nominal value of the offer (BGN'000)	30 000.00	35 000.00	40 000.00	105 000.00
Total nominal value of the bids received (BGN'000)	70 000.00	97 135.00	88 775.00	255 910.00
Total nominal value of the bids approved (BGN'000)	30 000.00	35 000.00	40 000.00	105 000.00
Average price of the bids approved per BGN 100 (%)	95.29	98.21	95.36	96.29
Interest rate	4.50	4.50	4.50	4.50
Bid-to-cover ratio	2.33	2.78	2.22	2.44
Average annual yield (%)	5.17	4.78	5.28	5.04

(continued)

15-year government securities

(continued)

Issue No.	First opening	Second opening	BG2040403219** Third opening	Fourth opening	Total for the issue
Auction date	03.11.2003	19.01.2004	02.08.2004	03.01.2005	
Issue date	12.11.2003	12.11.2003	12.11.2003	12.11.2003	12.11.2003
Maturity date	11.10.2018	11.10.2018	11.10.2018	11.10.2018	11.10.2018
Nominal value of the offer (BGN'000)	20 000.00	50 000.00	15 000.00	15 000.00	100 000.00
Total nominal value of the bids received (BGN'000)	73 628.54	124 820.00	62 878.00	89 545.00	350 871.54
Total nominal value of the bids approved (BGN'000)	20 000.00	50 000.00	15 000.00	15 000.00	100 000.00
Average price of the bids approved per BGN 100 (%)	94.81	99.43	100.59	110.58	100.35
Interest rate	6.00	6.00	6.00	6.00	6.00
Bid-to-cover ratio	3.68	2.50	4.19	5.97	3.51
Average annual yield (%)	6.55	6.06	5.94	4.99	5.96

¹ The price indicated in the *Total for the issue* column is a result of the one auction organized for sale of this issue.

² The price indicated in the *Total for the issue* column is a result of the two auctions organized for sale of this issue.

³ The price indicated in the *Total for the issue* column is a result of the three auctions organized for sale of this issue.

⁴ The price indicated in the *Total for the issue* column is a result of the four auctions organized for sale of this issue.

⁵ The price indicated in the *Total for the issue* column is a result of the five auctions organized for sale of this issue.

⁶ The price indicated in the *Total for the issue* column is a result of the six auctions organized for sale of this issue.

⁷ The price indicated in the *Total for the issue* column is a result of the eight auctions organized for sale of this issue.

* Issues Nos. BG2040203213 and BG2040403219 are denominated in euro and all related values are also in euro.

Note: Since 22 November 2004 government securities yield has been calculated according to ISMA – International Yield.

Government Securities Issued to Settle Non-performing Loans of State-owned Companies to Banks

Legal regulation	CMD 244/91	CMD 186/93	Art. 4 ZUNK/93	Art. 5 ZUNK/93	CMD 3/94	§10 of TFP of SBL/99
Issue No.	BG 2000192224	BG 2009993226	BG 2009893228	BG 2009794228	BG 2009693222	BG 2040099223
Issue date	01.01.1992	01.07.1993	01.10.1993	01.01.1994	01.12.1993	01.07.1999
Maturity date	01.01.2011	01.07.2017	01.10.2018	01.01.2019	01.12.2018	01.01.2019
Maturity (years)	19	24	25	25	25	19.5
Grace period (years)	4	4	5	5	5	
Redemption term (years)	15	20	20	20	20	19.5
Repayments	15 equal annual installments	20 equal annual installments	20 equal annual installments	20 equal annual installments	20 equal annual installments	20 equal annual installments
Principal (thousand)	BGN 825.52	BGN 1144.65	BGN 4736.89	USD 108,779.30	BGN 508.25	EUR 91,883.96
Interest payments	semiannual	semiannual	semiannual	semiannual	annual	semiannual
Interest	BIR + 1	BIR	BIR	LIBOR*	BIR	EURIBOR**

* Six-month LIBOR of the US dollar for the preceding interest period; the amount of the interest coupon is announced by the Minister of Finance three days after the beginning of each interest period.

** Six-month EURIBOR for the preceding interest period; the amount of the interest coupon is announced by the Minister of Finance three days after the beginning of each interest period.

EUR-denominated issue BG 2040099223 has the same status as the USD-denominated issue BG 2009794228 (issued under Article 5 of ZUNK).

Pursuant to CM Decree No. 221 of 1995 holders of long-term government bonds issued under ZUNK, CM Decrees No. 244 of 1991, No. 186 of 1993 and No. 3 of 1994 may use them as legal tender in privatisation transactions.

Pursuant to CM Decree No. 22 of 1995, long-term government bonds issued under ZUNK may be used to repay obligations of state-owned enterprises, firms and commercial companies to the government, transformed under Article 10 of ZUNK. In meeting these obligations, long-term government bonds are valued at their nominal for the bonds denominated in US dollars, and 80% for those denominated in levs.

Principals are based on actual data as of 31 July 2008.

LIST

of Financial Institutions Approved by the Ministry of Finance and the Governor of the Bulgarian National Bank to Act as Government Securities Primary Dealers between 1 April 2008 and 31 December 2008

No.	Financial institution	Reuters page of government securities quotations	Bloomberg page of government securities quotations	Website
1	DSK BANK 19 Moskovska Str., 1036 Sofia tel. (+359 2) 9391220	SSBG 01-03	DSKB	www.dskbank.bg
2	UNICREDIT BULBANK 7 Sveta Nedelya Sq., 1000 Sofia tel. (+359 2) 9232111	BGTB 01-03		www.bulbank.bg
3	EUROBANK EFG BULGARIA 14 Tsar Osvoboditel Blvd., 1048 Sofia tel. (+359 2) 8166000	BPBB 01-03		www.postbank.bg
4	PURAEUS BANK BULGARIA 3 Vitosha Blvd., 1000 Sofia tel. (+359 2) 9805654	EBSF 01-03		www.eurobank.bg
5	INVESTBANK 83A Bulgaria Blvd., 1404 Sofia tel. (+359 2) 8186119	OBGB 01-03		www.ibank.bg
6	CORPORATE COMMERCIAL BANK 10 Graf Ignatiev Str., 1000 Sofia tel. (+359 2) 9809362	BGIB 01-03		www.corpbank.bg
7	UNITED BULGARIAN BANK 5 Sveta Sofia Str., 1040 Sofia tel. (+359 2) 2811+extension	UBBB 01-03		www.ubb.bg
8	MUNICIPAL BANK 6 Vrabcha Str., 1000 Sofia tel. (+359 2) 9300111	SMBK 01-03		www.municipalbank.bg
9	FIRST INVESTMENT BANK 37 Dragan Tsankov Blvd., 1797 Sofia tel.: (+359 2) 8171100	BFIB 01-03		www.fibank.bg
10	RAIFFEISENBANK (BULGARIA) 18-20 Nikolay Gogol Str., 1504 Sofia tel. (+359 2) 91985101	RBBS 01-03		www.raiffeisen.bg
11	SOCIETE GENERALE EXPRESSBANK – Varna 92 Vladislav Varnenchik Blvd., 9000 Varna tel. (+359 52) 686100	EBVB 01-03		www.sgexpressbank.bg

(continued)

(continued)

No.	Financial institution	Reuters page of government securities quotations	Bloomberg page of government securities quotations	Website
12	ECONOMIC AND INVESTMENT BANK 2 Slavjanska Str., 1000 Sofia tel: (+359 2) 9399240	RIBB 01-03		www.eibank.bg
13	ALLIANZ BANK BULGARIA 79 Knyaginya Maria-Louisa Blvd., 1202 Sofia tel. (+359 2) 9215404	BGIN 01-03		www.bank.allianz.bg
14	CENTRAL COOPERATIVE BANK 103 Rakovski Str., 1000 Sofia tel. (+359 2) 9266107	SCCB 01-03		www.ccbank.bg

Credit Ratings Range for Bulgaria

		Moody's	S&P	Fitch	JCRA	
		Aaa	AAA	AAA	AAA	
		Aa1	AA+	AA+	AA+	
		Aa2	AA	AA	AA	
		Aa3	AA-	AA-	AA-	
		A1	A+	A+	A+	
		A2	A	A	A	
		A3	A-	A-	A-	31 Jan. 2008
Subinvestment grade	Investment grade	Baa1	↑ BBB+	↑ BBB+	↑ BBB+	05 June 2008
	Baa2	↑ BBB	↑ BBB	↑ BBB	↑ BBB	23 Feb. 2007
	Baa3	↑ BBB-	↑ BBB-	↑ BBB-	↑ BBB-	27 June 2007
	Ba1	↑ BB+	↑ BB+	↑ BB+	↑ BB+	
		Ba2	BB	BB	BB	
		Ba3	BB-	BB-	BB-	
		B1	B+	B+	B+	
		B2	B	B	B	
27 Sept. 1996		B3	B-	B-	B-	
		Caa	CCC+	CCC	CCC	
		
		C	D	D	D	

Long-term government securities: foreign currency



Long-term government securities: local currency

