

More info at:

Bulbrokers brokerage desk
+359 2 48 93 799/16

brokerage@bulbrokers.bg

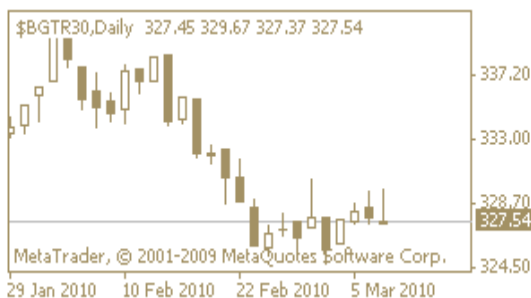
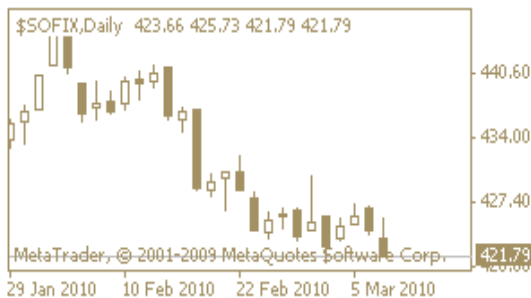
09/03/2010

General Information

Total daily turnover /BNG/:	2 371 093
Bonds:	1 678 171
UCITs market:	
OTC trades:	26 536

Total market capitalization:	11 108 097 303
------------------------------	----------------

Sources: BSE



Sources: MT4

Daily Stock Market Overview

We have witnessed a listless and lackluster session today, with all of the indexes ending on red. A lack of market-moving headlines and other trading catalysts left most of the shares with modest losses. Only the compensatory instruments found some buying in the light of the 23rd centralized public auction that took place today.

Some non-cyclicals enjoyed higher volumes; the infrastructural companies traded mixed, and the financials were rather sold-off.

SOFIX declined by 0.65%, with almost all of the index participants ending with losses.

Main Considerations

- **CB Corporate Commercial Bank** was the only gainer in SOFIX with an increase of 0.01% and an intraday volume by 920 shares.
- **Trace group Hold AD-Sofia, Albena AD-Albena** and **Sopharma AD-Sofia** traded flat, with the pharmaceuticals' producer being the most traded in the oldest stock indicator.
- **M+S Hydraulic AD-Kazanlak, Neochim AD-Dimitrovgrad** and **Holding Roads-Sofia** weighed most heavily on SOFIX. The hydraulic instruments producers lost 3.67% of its market capitalization on Tuesday with 1500 shares changing hands on the position.
- **Doverie United Holding PLC-Sofia** and **Synergion Holding AD-Sofia** were among the broader gainers, both advancing by little more than 4%, on ample volumes.
- The compensatory instruments enjoyed some buying after the results of the centralized public auction, which started today. Two of the public companies: Lesoplast and Toplivo, were well-bid there.


SOFIX TOPS

	OPEN	HIGH	LOW	CLOSE	VOLUME
CB Corporate Commercial Bank	61.995	62	61.994	62	920

SOFIX FLOPS

	OPEN	HIGH	LOW	CLOSE	VOLUME
Holding Roads	2.45	2.43	2.4	2.406	9573
Eurohold Bulgaria AD	1.301	1.318	1.261	1.283	17815

Sources: BSE



DISCLAIMER

Warranty: *This report is for the use of the addressees only, is supplied to you solely in your capacity as an investment professional, or knowledgeable and experienced investor, for your information and may not be reproduced, redistributed or passed on to any other person or published, in whole or in part, for any purpose, without the prior consent of Bulbrokers EAD. Opinions expressed herein are subject to change without notice. This report is not intended to be a complete statement or summary of the securities, markets or developments mentioned in this report. The report author(s) certify(s) that: (1) all views expressed in this document accurately reflect his/her personal views about any and all of the subject securities or issuers; (2) no part of any of the report author's compensation was, is, or will be directly or indirectly related to the specific recommendations or views expressed by the report author(s) in this document.*

Financial Interest: *The recipient should presume that Bulbrokers EAD, or persons or entities associated with it or any of its clients, own or have a position in any securities or financial instruments mentioned in this study, which positions may change at any time. The report author (s) does not hold shares of the analyzed companies, unless otherwise clearly expressed. Neither the report author(s), nor any legal entity connected to him/her possess(es) 5% stake or more in issuer's capital, unless otherwise clearly expressed. Neither the issuer, nor any legal entity connected to him/her possess(es) 5% stake or more in report author's capital or in any legal entity connected to him, unless otherwise clearly expressed. Bulbrokers EAD is not a market maker of the security/s under review. There are no other financial interests or agreements between Bulbrokers EAD, its employees or report author on one hand and the issuer on the other, unless otherwise clearly expressed.*

Information Disclosure: *All reasonable care has been taken to ensure the facts stated are accurate and opinions given are fair and reasonable. Our recommendations are based on information available to the public that we consider being reliable but for the completeness and accuracy of which we assume no liability. Neither Bulbrokers EAD, nor its directors, officers and employees shall in any way be responsible for its contents. The views expressed may differ from the views of other firm departments or representatives. Additional information is available upon request. Unless otherwise noted, sources of all information in charts and tables are based on own calculations. The report has not been preliminary presented to the issuer, unless otherwise clearly expressed. Bulbrokers EAD is taking due measures to prevent any conflict of interest related to specific recommendations.*

Risks for Investors: *This report is published for information purposes only and should not be construed as a solicitation or an offer to buy or sell any securities or related financial instruments. This report has no regard to the individual investment objectives, financial situation or particular needs of any specific recipient and should not be relied upon as authoritative or taken in substitution for the exercise of judgment by any receiver. Each recipient should consider the appropriateness of any investment decision having regard to their own circumstances, the full range of information available and appropriate professional advice, and should consult their advisors to make sure all involved risks are fully understood. In particular, the risks associated with an investment in the securities or the financial instruments under discussion are not explained in its entirety. Any forecasts or price targets shown for companies discussed in this report may not be achieved due to multiple risk factors including, without limitation, market volatility, sector volatility, corporate actions, unavailability of complete and accurate information or that underlying assumptions made in this report were inapposite. Investments in emerging markets involve high risk. The securities or investments may cause the investor to lose the amount invested. Past performance is not necessarily indicative of future performance. Changes in exchange rates may have an adverse effect on the value, price or income of the securities or investments. Bulbrokers EAD assumes no liability whatsoever for any loss or damage arising from any use of this report or its contents.*

Regulatory Authority: *Financial Supervision Commission, Shar Planina Street 33, 1303 Sofia, Bulgaria*